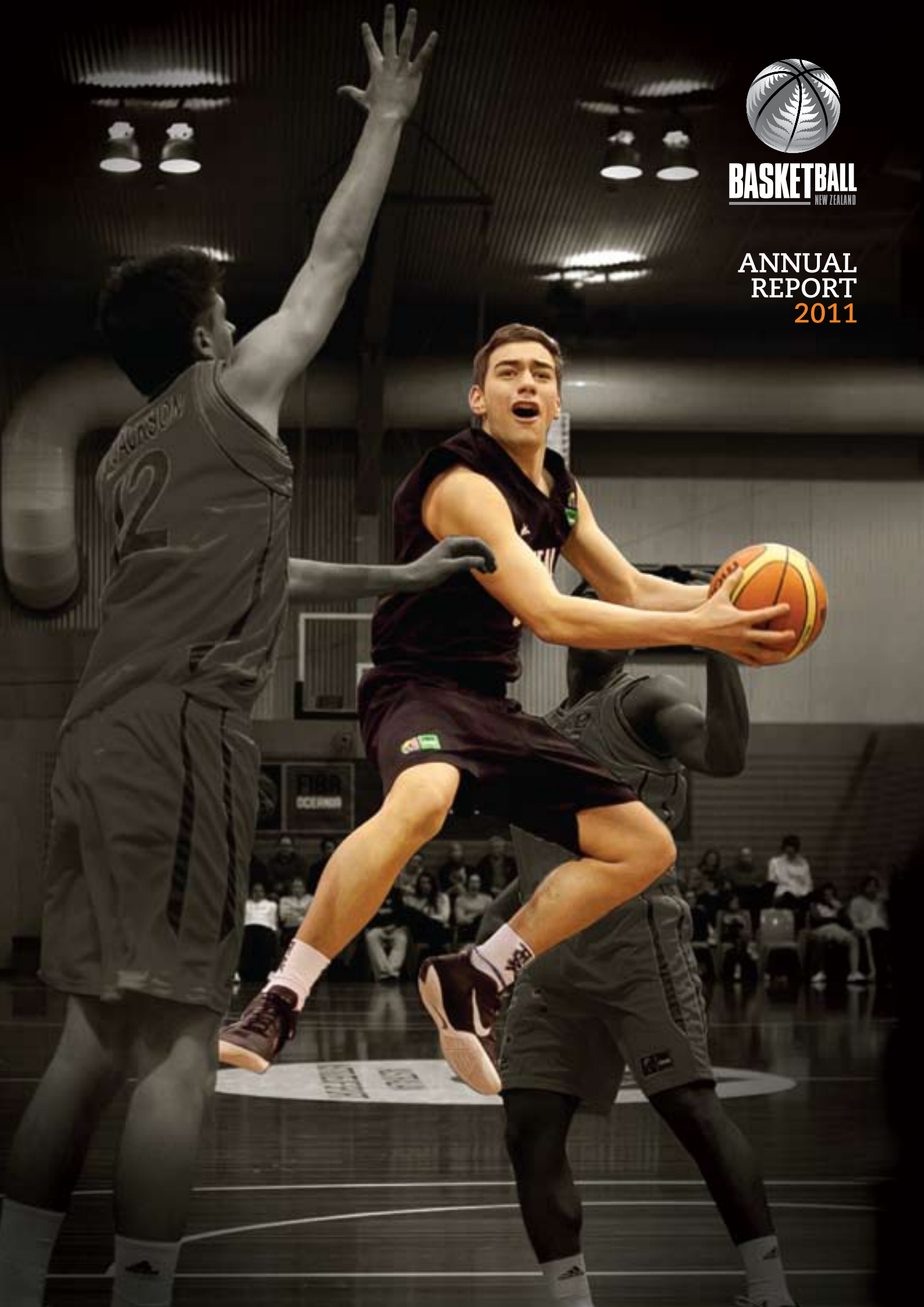




BASKETBALL
NEW ZEALAND

**ANNUAL
REPORT**
2011



ANNUAL REPORT 2011

BASKETBALL NEW ZEALAND MESSAGES

From our Chair 4

WORLD CHAMPIONSHIPS

FIBA 3x3 Youth World Championship 8

NATIONAL TEAMS

New Zealand Tall Blacks 10

New Zealand Tall Ferns 12

National Junior Teams 14

COMPETITIONS

Bartercard National Basketball League 18

Women's Basketball Championship 20

National Tournaments 22

Burger King NZ Breakers 28

FINANCIAL STATEMENTS

Consolidated Statement of Financial Performance 32

Consolidated Statement of Financial Position 34

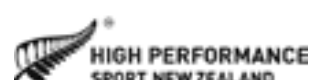
Consolidated Statement of Equity 35

Notes to the Financial Statements 36

Auditor's Report 41

BASKETBALL NEW ZEALAND TEAM

Board, Staff & Life Members 42



FROM OUR CHAIR



On behalf of the Board of Basketball New Zealand (BBNZ), I want to acknowledge and thank you for your warm welcome since arriving on the scene in October. As most are aware, the Board is an independent body that is legally required to set and hold the strategic course of BBNZ.

2011 was a year of transition as we held a series of nationwide workshops to propose governance changes and also seek consultation on a reformed 2011-2013 Strategic Plan. A message of change was consistent during the strategic workshops, which was subsequently supported at the Annual General Meeting in May 2011, as our members and stakeholders supported the proposed governance changes to the constitution. My thanks to all those who contributed and participated in this process, which provided feedback to make a much needed change on Basketball New Zealand's strategic direction and on the areas that need to be further developed in the future. I give you my assurance that we will continue to refine and grow our organisation, to assist all of you, our members and stakeholders, to develop the sport of basketball in New Zealand.

GOVERNANCE

Towards the end of the financial year the new constitution, saw the implementation of the Board Appointment Panel. The process effectively meant that four new board members were appointed by the panel; Andrew Harrison, Chris Patterson, Greg Williamson and myself with the remaining members elected in a special election taken by our members and stakeholders; Burton Shipley (Deputy Chair), Robyn Clements, John Gallaher and Chris Simpson. I would like to acknowledge the departing board and their work together with Sue Suckling, Shona Mainwaring and Tim Hamilton (Chief Executive) as they collectively worked together to make BBNZ more professional, accountable and transparent to each of you by redefining the leadership expectations of the game.

The board endeavours to act in the best interests of the sport and achieve our aspirations for the sport. We acknowledge the various long term challenges and the dire position the organisation has been in in the past few years, due to the lack of funding and resources affecting the quality delivery of core programmes and events. However there is a vast amount of potential. Given these significant long term challenges, basketball is still one of the most popular participation sports for New Zealand youth with an approximate total of 209,000 participants nationwide, making it one of the biggest team sports in New Zealand. Along with the significant recent success, primarily with the New Zealand Breakers participation in the Australian National Basketball League, the popularity of basketball is increasing and is promising to see.

ALL OF BASKETBALL PATHWAY PLAN

After the initial evaluation of the current state of the organisation the Board seized the opportunity to fully deliver the goals as set out in the 2011-2013 Strategic Plan. In order to achieve these goals the board agreed to create a Development Master Plan to clarify and refine the national development structure that aligns age appropriate player, coach, referee and administrator pathways. This essentially will unify the various community and high performance programmes currently operating within the New Zealand basketball community. Below are the core outcomes of the All of Basketball Pathway Plan that we aim to cover:

COMMUNITY BASKETBALL PLAN

- » To develop a Community Basketball Plan focusing on providing quality services to participants. For the purpose of this review this includes players, coaches, referees, administrators and facilities.
- » Review and recommend improvements to national competitions and development pathways framework to ensure all participants are exposed to the best opportunities.
- » Develop a community turnkey operational programme framework that is ready for associations to deliver to their stakeholders.
- » Formalise the sport of 3 on 3 under the umbrella of BBNZ to protect this new arm of the sport and ensure it is still part of the BBNZ governed properties.

BBNZ MEMBERSHIP STRUCTURE

- » To conduct a review of the current membership structure.
- » Review 'best practice' on membership structure, membership services and membership fees from other national sporting organisations.
- » Seek feedback from basketball associations and other stakeholders.
- » Support a membership structure that can effectively and efficiently deliver a comprehensive community development plan including underpinning a high quality competitions and talent development pathway.
- » Focus on key 'Community Sport' basketball areas that need to be improved in order to justify changing membership and providing an improved ROI to the members.
- » Ensure the new Community Sport Plan addresses and achieves these concerns.

HIGH PERFORMANCE PLAN DEVELOPMENT

- » To develop a framework for the development of a High Performance Plan that captures the cross-over of participation to entry into national programmes.
- » Identify strategic partners, e.g. NZ Breakers, required to optimise high performance and framework for relationship.
- » Develop an integrated basketball partnership plan with the NZ Breakers.

NBL AND WOMEN'S BASKETBALL

- » Conduct an independent review of the NBL and Women's basketball looking at best practice examples of other domestic competitions in both New Zealand and Australia.
- » Seek feedback from existing NBL and WBC franchises.

While we appreciate that this does not encapsulate the extent of improvements that need to be accomplished, we believe this covers the four key components that would determine the framework of the on-going development of coaches, managers, referees and administrators. The board will be looking to keep key stakeholders involved in this extensive process and to present key outcomes and recommendations in mid-2012.

FINANCES

While we look to work towards improving the capability of the organisation, we must acknowledge the continued support of our current funders and commercial partners. Given the challenging environment of securing long-term financial certainty, we truly value the commitment and support of these partnerships:

FIBA

International Olympic Committee
Sport New Zealand
New Zealand Community Trust
Infinity Foundation
Bartercard
Molten
Brandex Skins

FIBA Oceania

New Zealand Olympic Committee
High Performance Sport New Zealand
Lion Foundation
PEAK
BCD Travel
TAB
Sky Sport

HIGH PERFORMANCE

2011 was a year of many highlights, in particular our Tall Blacks win at the Stankovic Cup in China along with the win of the inaugural FIBA 3x3 Youth World Championships in Italy. The performance of the Tall Ferns showed positive results from their China tour which overall was promising as these senior teams continue to punch above their weight on an international stage with a minimal programme in place. These results reflect the professionalism of the athletes involved and support by professional coaching and management groups and gives us great confidence for the future.

There was also some exciting basketball showcased in our domestic competitions as the National Basketball League (NBL) and Women's Basketball Competition (WBC) remain as top quality leagues for many of our top men and women athletes. My thanks to the Board of the NBL chaired by Sam Rossiter-Stead and the WBC organisation committee lead by Brett Goebel for all their hard work and commitment. They, along with all the support staff, referees and coaches give so generously of their time and skills and are an asset to our sport of which we are grateful.

While the senior international and national aspects of competition have been prominent this year, our junior age groups tournaments and grass-roots development have continued to be active. However the board see this as a key priority to warrant the alignment between the grass-roots and high performance levels of play. Developments of this will be outlined and addressed in the outcomes of the All of Basketball Pathway Plan. Therein lies the challenge for 2012 and beyond.

Many thanks to Tim Hamilton and the loyal team of staff at BBNZ. In a year that encompassed a lot of challenges, they continue to work tirelessly to support the game and the basketball community throughout New Zealand.

To all our players, coaches, officials, administrators, volunteers and supporters, thank you for your continued support, commitment, passion and counsel throughout the year. While 2011 was a pinnacle year of challenge and transition, we are conscious as a board, of our governance role to ensure the continued work towards a unified more robust organisation for the sport.



Karen Poutasi Chairperson



WORLD 3x3 CHAMPIONS



**FIBA 3X3 YOUTH WORLD CHAMPS
RIMINI, ITALY**

POOL PLAY

Beat Canada	1	4	-	1	1
Beat England	2	0	-	1	6
Lost to Latvia	1	8	-	2	1
Beat Turkey	1	9	-	1	4
Beat Romania	1	8	-	1	6
Beat Japan	2	1	-	0	6
Beat Germany	2	0	-	1	4
Beat Nepal	2	1	-	0	5

EIGHT-FINALS

Beat Czech Republic	2	1	-	1	3
---------------------	---	---	---	---	---

QUARTERFINALS

Beat Serbia	2	0	-	1	6
-------------	---	---	---	---	---

SEMIFINALS

Beat Italy	1	8	-	1	7
------------	---	---	---	---	---

FINAL

Beat Bulgaria	1	9	-	1	8
---------------	---	---	---	---	---

While three-on-three basketball has been played in playgrounds around the world for generations, it's a relatively new concept at an organized level.

FIBA recognized its potential for a young audience and introduced it to its members as part of the 2010 Youth Olympics in Singapore, where the New Zealand men finished 14th.

But the lessons learnt from that initial foray held the Kiwis in good stead the following year when the world body held the inaugural FIBA 3x3 Youth World Championships in Rimini, Italy.

Sixty teams – 36 men and 24 women – descended on the city near the Adriatic Sea for the competition lasting three days (September 9-11).

Coach Anthony Corban, who had guided the NZ team in Singapore, returned with Reuben Te Rangi and James Ashby from his original lineup. But, significantly, he added guard Tai Webster and forward Isaac Fotu to the roster.

Fotu (17) had already made his presence felt on the national team programme, becoming one of the youngest players ever selected for the Tall Blacks when he travelled to China for the Boris Stankovic Cup in August.

The competition was drawn in pools of nine teams and New Zealand emerged on top of Pool Four with a seven-win, one-loss record, falling only to Latvia. That was to be their last defeat of the tournament.


They began the knockout stage with victory over Czech Republic, and then overcame Youth Olympic

champions Serbia and Italy, before facing Bulgaria in the final.

The young Kiwis held the upper hand through most of the encounter and led 12-8 early in the second half, but their rivals fought back to draw level 18-18 down the stretch.

With seven seconds left, it was Fotu who scored the winning basket, carrying New Zealand to its finest basketball moment at junior level.

Following the success of this event, FIBA is committed to bring the 3x3 format to Olympic competition, possibly as soon as 2016 at Rio de Janeiro. In the meantime, it will provide another valuable opportunity for Basketball New Zealand to promote its junior players onto the international stage.



NEW ZEALAND TALL BLACKS

A campaign that started so promisingly with victory at the Stankovic Cup tournament in China, ended with the Tall Blacks still facing a tough last ditch route to the London Olympics.

Basketball New Zealand continued to groom its former internationals into coaching roles, promoting Tall Blacks legend Pero Cameron to assist Head Coach Nenad Vucinic with the team he had previously captained.

Vucinic also made history with the selection of Isaac Fotu (17), one of the youngest players ever picked for the national men's team, for the trip to China. His experience at the highest level served Fotu well when he led New Zealand to victory at the inaugural FIBA 3x3 Youth World Championships in Italy.

The Tall Blacks opened their account at Guangzhou with a narrow loss to Russia, but then upset China and Angola to face Russia again in the final. The Kiwis showed themselves quick learners, successfully negating their rivals height advantage to prevail 80-77 and claim the US\$30,000 winners' cheque.

Star shooter Kirk Penney again showed his value at international level, averaging 21.5 points a game and scoring 30 in the final to earn tournament Most Valuable Player honours.

There's no such thing as an easy tour of Europe with the long-haul journey to get there and the standard of even so-called "second tier" teams makes for busy and tough schedules.

The Tall Blacks were invited to tournaments in Macedonia and Turkey, winning one of their four outings, against Ukraine. But the three losses were by a total of 13 points and included narrow defeats by the host nations, world championship runners-up Turkey and Macedonia, who would prove the upstarts of FIBA Eurobasket.

The trip seemed to set the team up perfectly for their Olympic qualifying series against the Australian Boomers. Contrary to convention, the three-game tournament was held entirely across the Tasman, mainly due to local TV commitments around the Rugby World Cup.

Probably still smarting from their record defeat two years earlier in Wellington, the Boomers proved irrepressible this time round, sweeping the series by an average of 18 points to recapture the Al Ramsay Shield.

Penney was again the standout for New Zealand, averaging 24.7 points across the series.

The result and a subsequent funding allocation from High Performance Sport New Zealand, means the Tall Blacks will now attend a 12-team world qualifying tournament in Venezuela, from July 2-8, hoping to grab one of three remaining spots available for London the following month.

Ironically, their pool opponents are two teams they faced as part of their 2011 programme – Macedonia and Angola.

NEW ZEALAND TALL BLACKS OFFICIAL TEAM 2011

Tom Abercrombie	Benny Anthony
Mark Dickel	Michael Fitchett
Rob Loe	Casey Frank
Leon Henry	Isaac Fotu
Jarrod Kenny	Kirk Penney
Lindsay Tait	Alex Pledger
Corey Webster	Mika Vukona
COACH	Nenad Vucinic
ASSISTANT COACHES	Pero Cameron Chris Tupu Dillon Boucher
MANAGER	Claire Dallison
PHYSIOTHERAPIST	Anousith Bouaaphone

NZ IN JAPAN STANKOVIC CUP, GUANGZHOU

Lost to Russia	7	1	-	7	4
Beat China	8	9	-	6	9
Beat Angola	7	3	-	7	0
Beat Russia (Final)	8	0	-	7	7

NZ IN EUROPE MACEDONIA TROPHY

Lost to Montenegro	7	2	-	7	8
Lost to Macedonia	6	7	-	6	8

ADIDAS CUP, ISTANBUL

Lost to Turkey	6	4	-	7	0
Beat Ukraine	8	5	-	7	8

FIBA OCEANIA CHAMPIONSHIP

Lost to Australia in Melbourne	7	8	-	9	1
Lost to Australia in Brisbane	6	4	-	8	1
Lost to Australia in Sydney	6	8	-	9	2

Australia wins series 3-0



NEW ZEALAND TALL FERNS

Since appearing at the 2008 Beijing Olympics it has been a struggle to maintain an international programme for the Tall Ferns. That they continue to provide a pathway for our woman players is a credit to those determined not to let it die.

Last year, Kenney Hamilton-Kereama was promoted to the head coaching role after incumbent Shawn Dennis took up a post with the Perth Wildcats in the Australian NBL. He and assistant Aik Ho were joined this year by Aussie Dean Kinsman, who has held many roles within the Opals programme.

The team's main goal for the year was to upset Australia to qualify for the London Olympics and, ultimately, they were unsuccessful. Like our junior programmes, the women still haven't found a way past their trans Tasman rivals, ranked second in the world, into major championships.

Significantly, the Tall Ferns have a higher world ranking (16th) than their male counterparts (18th), but because the Tall Blacks have proved more competitive with the Boomers and Oceania has two spots at the FIBA World Championships for Men, they are regarded more favourably by High Performance Sport New Zealand.

Every year, though, the Ferns produce one result that hints at their potential – this year, they edged seventh-ranked China on their home court. American-born Jillian Harmon, who plays professionally in Italy, showed she's a force to be reckoned with at this level.

Like the men, the New Zealand women now face a last-chance Olympic qualifying tournament in Turkey, needing to finish in the top five to secure a spot in the draw.



NEW ZEALAND TALL FERNS OFFICIAL TEAM 2011

Suzie Bates	Micaela Cocks
Rebecca Dew	Antonia Edmondson
Jillian Harmon	Jordan Hunter
Aroha Jennings	Angela Marino
Erin Rooney	Kate McMeeken-Ruscoe
Natalie Taylor	Jelena Vucinic
Lisa Wallbutton	Daneka Wipiiti
COACH	Kennedy Hamiton-Kereama
ASSISTANT COACHES	Aik Ho Dean Kinsman
MANAGER	Gail McLauchlan
PHYSIOTHERAPISTS	Sarah Lown Sharon Choie
DOCTOR	Chan Dassanayake



NZ IN CHINA

Lost to China at Xiangyuan	7	0	-	7	7
Lost to Australia at Xiangyuan	7	4	-	7	9
Lost to Brazil at Xiangyuan	6	2	-	7	3
Beat China at Yulin	8	3	-	8	2
Lost to Australia at Yulin	5	3	-	8	2
Lost to Brazil at Yulin	6	3	-	7	5

FIBA OCEANIA CHAMPIONSHIP

Lost to Australia in Melbourne	6	4	-	7	7
Lost to Australia in Brisbane	7	3	-	9	2
Lost to Australia in Sydney	5	7	-	8	2

Australia wins series 3-0



NATIONAL JUNIOR TEAMS

Basketball New Zealand has worked hard in recent years to close the gap between its junior programmes and those of our neighbours, Australia. Not to mention junior teams working within the limits imposed by a lack of funding, with camps and tours funded, for the most part, by parents and individual fundraising.

At the 2010 FIBA U19 World Championship for Men, held in Auckland, the Junior Tall Blacks showed they could compete with their peers around the world, if only they could overcome their trans Tasman rivals to qualify. That same year, the Emerging Junior Tall Blacks came within half an hour of achieving just that at the FIBA Oceania U17 Championships.

The Emerging Junior programmes were again the focus of this year's efforts, but if anything, the two teams lost ground on their Aussie opponents, missing a chance to qualify for the world championships.

Another team that fell into this category were the New Zealand representatives at the World University Games in China. This was the second time BBNZ had sent a men's team to this event, the previous team finishing 15th at Bangkok in 2007. The 2011 team was under guidance by Waikato Pistons coach and NZ Breakers assistant Dean Vickerman. They emerged with wins over the Philippines and Hong Kong, and narrow losses to Japan and Lithuania, finishing 21st.



But the biggest benefit of this programme will become more obvious in years to come as those players graduate to the Tall Blacks. Three of that 2007 roster – Tom Abercrombie, Leon Henry and Jarrod Kenny – have since risen to senior international ranks.

Perhaps the best junior performance of the year came from the U16 Girls, coached by Deslea Wrathall, who progressed valiantly to the Australian National Championships semifinals and eventually finished fourth with a 4-4 record.

NEW ZEALAND UNIVERSITIES

Marco Alexander	Nicolas Barrow
Josh Bloxham	David Clarke
Sam Dempster	Justin Edwards
Rory Fannon	Jordan Mills
Dion Prewster	
COACH	Dean Vickerman
ASSISTANT COACH	Chris Millbank
MANAGER	Andie Meade

WORLD UNIVERSITY GAMES SHENZHEN, CHINA

Lost to Russia		4	2	-	7	8
Lost to Japan		8	1	-	8	8
Lost to Lithuania		7	9	-	8	8
Beat Philippines	1	0	2	-	5	5
Lost to Ukraine		6	4	-	8	4
Lost to Hungary		5	6	-	9	0
Beat Hong Kong		9	2	-	6	1

Finished 21st.

NZ MEN U20

James Ashby	Nicholas Barrow
Alex Bikoulov	Charles Epati
Aled Jones	Brandon Lipman
Jordan Ngatai	Oliver Smith
Joseph Webb	Matthew Wilson
COACH	Ollie Bryce
ASSISTANT COACH	Neil Stephens
MANAGER	Shona Miller

AUSTRALIAN U20 CHAMPIONSHIPS
MAITLAND, NSW

Lost to Queensland	5	9	-	8	9
Lost to Victoria	5	0	-	9	6
Lost to West Australia	6	4	-	8	5
Lost to New South Wales	6	4	-	8	1
Lost to Tasmania	8	1	-	9	8
Lost to ACT	5	2	-	5	9

Finished eighth.

NZ WOMEN U20

Freya Newton	Bayley Ross-Waitai
Jessica Bygate	Alicia Carline
Terai Sadler	Josie Stockill
Sandra Renata	Sheraton Flood
Rhiaan Te Hira	Samara Gallaher
COACH	Tania Hunter
ASSISTANT COACH	Brent Matehaere
MANAGER	Philomena Terei

AUSTRALIAN U20 CHAMPIONSHIPS
MAITLAND, NSW

Lost to Queensland	5	3	-	6	5
Lost to Tasmania	4	9	-	5	7
Lost to South Australia	5	4	-	8	1
Lost to New South Wales	5	5	-	7	1
Beat West Australia	6	3	-	3	9
Lost to Victoria	4	8	-	8	9
Beat Tasmania	7	4	-	6	6

Finished fifth.

NZ MEN U18

Timothy Apisai	Scott Cameron
Aramis Dennen	Cody Doevendans
Anamata Haku	Jordy Jamieson
Aaron Kepplar	Mathew Lacey
Quentin Potts	Zach Young
COACH	Darron Larsen
ASSISTANT COACH	Terrence Lewis
APPRENTICE COACH	Dene Robinson
MANAGER	Wayne Rodgers

AUSTRALIAN U18 CHAMPIONSHIPS
ULVERSTONE, TASMANIA

Beat West Australia Country	7	0	-	5	9
Lost to NSW Country	7	1	-	7	8
Beat South Australia Country	5	4	-	5	0
Beat ACT	7	3	-	6	6
Lost to Victoria Metro	4	3	-	8	1
Lost to Queensland South	5	4	-	5	9
Lost to West Australia Metro	7	5	-	8	5
Beat Victoria Country	6	1	-	5	8

Finished seventh.

NZ WOMEN U18

Brooke Blair	Jordyn Cederwall
Stacey Chandler	Amiria Koopu
Te Kikikauri Pene	Meaghan Wilby
Morgan Roberts	Te Oramae Solomon
Hana Wilkinson	Beth Wyatt
COACH	Sean Fuller
ASSISTANT COACH	Sarah Waldron
MANAGER	Maryellen Bezzant

AUSTRALIAN U18 CHAMPIONSHIPS
ULVERSTONE, TASMANIA

Lost to NSW Country	5	6	-	8	1	
Lost to Victoria Country	3	9	-	1	0	5
Beat West Australia Metro	7	2	-	5	3	
Beat Queensland North	5	6	-	5	5	
Lost to ACT	4	1	-	6	1	
Lost to South Australia Metro	6	9	-	9	6	
Beat West Australia Metro	5	5	-	5	1	

Finished seventh.

EMERGING JUNIOR
TALL BLACKS (U17)

Nico Buckrell	Kurt Heatherley
Delroi Heu	Joshua Howe
Mark Kelly	Austin Kyles
Jamal Mikaio	Logan Poloai
Angus Riley	Tohiraukura Smith-Milner
William Soonalole	Sang June Won
COACH	Seth Weakley
ASSISTANT COACH	Angelo Hill
MANAGER	Stuart Campbell
PHYSIOTHERAPIST	Jessica Osborne

FIBA OCEANIA U17 CHAMPIONSHIPS
CANBERRA

Lost to Australia	5	9	-	8	9
Lost to Australia	5	0	-	9	6
Lost to Australia	5	2	-	5	9

Australia sweep series 3-0.

EMERGING JUNIOR
TALL FERNS (U17)

Veshae Asaua-Wilkinson	Stella Beck
Keziah-Brittany Lewis	Penina Davidson
Deena Franklin	Breana Jones
Isabella Lawrence	Dionne Martin
Shanara Nanai-Leifi	Chelseah Savage
Tahlia Te Kiri	Jaycin Tini
COACH	Aik Ho
ASSISTANT COACH	Mata Cameron
APPRENTICE COACH	Tyler Wilkinson
MANAGER	Robyn Ruka
PHYSIOTHERAPIST	Jessica Osborne

FIBA OCEANIA U17 CHAMPIONSHIPS
CANBERRA

Lost to Australia	5	2	-	7	0
Lost to Australia	5	0	-	7	5
Lost to Australia	3	3	-	5	2

Australia sweep series 3-0.

NZ BOYS U16

Matthew Bird	Laughlan Campion
Brandon Gleaves	Tamamoko Green
Jaylen Gerrand	Joseph Kang
Jack Salt	Darnell-James Shadrock
Neihana Tapiki	Luuk Witteveen
COACH	Tony Webster
ASSISTANT COACH	Blake Moore
MANAGER	Roger Smith

AUSTRALIAN U16 CHAMPIONSHIPS
KILSYTH, VICTORIA

Lost to Victoria Metro	5	5	-	8	1
Beat West Australia Country	7	9	-	6	1
Beat South Australia Metro	7	8	-	7	5
Lost to Queensland North	5	9	-	7	7
Lost to ACT	5	1	-	5	4
Lost to NSW Country	6	7	-	7	1
Beat West Australia Metro	8	5	-	7	0
Lost to Queensland North	5	1	-	6	2

Finished tenth.

NZ GIRLS U16

Aaliyah Ah Kiong	Pene Bishop-Paenga
Tessa Boagni	Charlotte Elley
Ella Fotu	Pareraukura Gilmartin-Kara
Maria Milani	Kara
Lyric Taurua-Wolfgramm	Askani-Muriaroha Pirihi
Maia Wilson	
COACH	Deslea Wrathall
ASSISTANT COACH	James Ballinger
MANAGER	Maureen Connell

AUSTRALIAN U16 CHAMPIONSHIPS
KILSYTH, VICTORIA

Lost to Queensland South	4	7	-	4	9
Lost to Victoria Country	4	1	-	6	9
Beat South Australia Metro	6	8	-	5	5
Beat ACT	5	3	-	3	8
Beat NSW Country	6	0	-	4	9
Beat West Australia Country	5	2	-	4	3
Lost to Victoria Metro	3	9	-	7	6
Lost to NSW Metro	3	9	-	5	1

Finished fourth.



2011 BARTECARD NATIONAL BASKETBALL LEAGUE FINAL STANDINGS

1	Exodus Wellington Saints
2	Waikato Pistons
3	HBS Bank Hawks
4	Fico Finance Nelson Giants
5	McDonald's Manawatu Jets
6	Zero Fees Southland Sharks
7	Taranaki Mountain Airs
8	Auckland Pirates
9	OceanaGold Otago Nuggets

PLAYOFFS 2011

QUARTER FINALS

HBS Bank Bay Hawks	8	9
Zero Fees Southland Sharks	7	5

Fico Finance Nelson Giants **8 9**

McDonald's Manawatu Jets **7 6**

TAB FINAL FOUR

HBS Bank Bay Hawks	9	5
Waikato Pistons	8	6

Exodus Wellington Saints **1 0 3**

Fico Finance Nelson Giants **8 2**

FINAL

Exodus Wellington Saints	1	0	6
HBS Bank Bay Hawks	9	7	



BARTECARD NATIONAL BASKETBALL LEAGUE

After his successful transition from playing legend to coach, all eyes were on Pero Cameron's attempt to steer the Exodus Wellington Saints to back-to-back titles.

After a thrilling regular season, Wellington Saints edged out Waikato Pistons on a head-to-head countback for the top seeding in the playoffs, with HBS Bank Bay Hawks just a game behind.

Wellington boasted a similar all-star cast to the previous year, including the league's top three-point shooters – veteran Troy McLean and up-and-comer Corey Webster. They also featured teenage prodigy Steve Adams, tipped by many as New Zealand's next NBA star, who claimed Rookie of the Year honours.

Most expected a final pitting the Saints against their old rivals, the Pistons – the team they had defeated in last year's championship series. Dean Vickerman had been named Coach of the Year and seven-foot centre Alex Pledger had dominated the league's individual awards. They also had assist champion Jason Crowe and NZ Breakers star Tom Abercrombie in their line-up.

But the semifinals announced the arrival of another former international player as coach – Paul Henare. His Hawks upset the Pistons to progress to the title game, but lost veteran star Paora Winitana to his religious commitments for the Sunday encounter. They hung tough, but couldn't match the depth of their rivals.



The season was also notable for the revolving door of teams in the Auckland region, with Harbour Heat taking time out, but the Auckland franchise reinventing itself in the form of the Pirates.

Another absence was the Christchurch Cougars, more victims of the February earthquake that seriously affected life in that city for the foreseeable future. Hopefully, they will one day return to continue Canterbury's proud tradition in the NBL.

AWARDS 2011

MOST VALUABLE PLAYER
Alex Pledger (Waikato Pistons)

KIWI MVP
Alex Pledger (Waikato Titans)

ALL STAR FIVE
Lindsay Tait
Jason Crowe (Waikato Pistons)
Tom Abercrombie (Waikato Pistons)
Mike Vukona (Fico Finance Nelson Giants)
Alex Pledger (Waikato Titans)

OUTSTANDING GUARD
Lindsay Tait (Exodus Wellington Saints)

OUTSTANDING FORWARD
Alex Pledger (Waikato Pistons)

OUTSTANDING KIWI GUARD
Lindsay Tait (Exodus Wellington Saints)

OUTSTANDING KIWI FOWARD
Alex Pledger (Waikato Pistons)

ROOKIE OF THE YEAR
Steve Adams (Exodus Wellington Saints)

COACH OF THE YEAR
Dean Vickerman (Waikato Pistons)

SCORING CHAMPION
Jack Leasure (Taranaki Mountain Airs)

REBOUNDING CHAMPION
Nick Horvath (McDonald's Manawatu Jets)

ASSIST CHAMPION
Jason Crowe (Waikato Pistons)

REGULAR SEASON CHAMPIONS
Exodus Wellington Saints

BEST TEAM FREE THROWS
OceanaGold Otago Nuggets

ADMINISTRATOR OF THE YEAR
Jill Bolger (Zero Fees Southland Sharks)

REFEREE OF THE YEAR
Tim Brown (Auckland)

MEDIA AWARD
Daniel McHardy (Radio Sport)



WOMEN'S BASKETBALL CHAMPIONSHIP

The Women's Basketball Championship was introduced in 2009 to replace the women's national league. Contested over three weekends a month apart, the tournament has provided an important step in the women's basketball pathway.

Since its inception, North Harbour had dominated, but the difference between them and challengers Otago Goldrush had gradually narrowed. In 2011, the gap was closed and Otago, led by Tall Ferns guard Suzie Bates and coached by Brent Matehaere, emerged on top after a dramatic season.

The Goldrush established their favouritism with a comprehensive win at the first round in Palmerston North, beating NZ Force Academy in the final. But they stumbled badly at North Harbour a month later, losing three times – to the hosts, Academy and Hutt Valley Flyers – to finish just sixth.

Academy, consisting of the country's most promising players, qualified on top for the final round at Dunedin, but couldn't catch a trick, losing all their top-five pool games and then the fifth/sixth playoff to plate winners Waikato Wizards.

Meanwhile, Otago took advantage of their home court to remain unbeaten over the three days, toppling Nelson Sparks 72-57 in the final.

Former Silver Ferns netballer Daneka Wapiiti led the way with 21 points/15 rebounds, but American-born Casey Lockwood earned MVP honours across the competition.

This year, 180 women participated in the championship – five of them went on to play for the Tall Ferns against Australia at the FIBA Oceania Championship. Organisers have expanded the field to 12 teams for 2012.



2011 WBC
FINAL STANDINGS

1	Oceana Goldrush Otago
2	Nelson Sparks
3	Hutt Valley Flyers
4	Harbour Breeze
5	Waikato Wizards
6	NZ Force Women's Academy
7	Canterbury Wildcats
8	Palmerston North Storm
9	Taranaki Trojans
10	Kelvin Hotel Southland Pearls

PLATE WINNERS WAIKATO WIZARDS

PLAYOFFS 2011
FINAL

Oceana Goldrush Otago	7	2
Nelson Sparks	5	7

FINAL REFEREES RAELENE FORD & NICK NAYLOR



2011
AWARDS

MOST VALUABLE PLAYER
Casey Lockwood
(Oceana Goldrush Otago)

ALL STAR FIVE
Samara Gallaher
(Oceana Goldrush Otago)
Kat Jones (Nelson Sparks)
Casey Lockwood
(Oceana Goldrush Otago)
Jelena Vucinic (Nelson Sparks)
Leanne Walker (Waikato Wizards)

YMCA ROOKIE OF THE YEAR
Jelena Vucinic (Nelson Sparks)

MANAGER OF THE YEAR
Helen Hamblin
(Canterbury Wildcats)

COACH OF THE YEAR
Brent Matehare
(Oceana Goldrush Otago)

SERVICE TO WOMEN'S BASKETBALL
Tatjana Zizic (Nelson Sparks)



NATIONAL TOURNAMENTS

The former Waitakere and West Auckland associations joined forces last year and emerged as the most successful programme at Basketball New Zealand (BBNZ) national championships.

In 2010, the two neighbours had captured three titles between them, but found their combined efforts even more fruitful, claiming four victories and falling just short once.

Highlight of their season came at the National U15 Championships in Nelson, where they took out both boys’ and girls’ events. Twelve months earlier, West Auckland had won the boys’ title and Waitakere the girls’, so this is obviously a particularly strong age group in that part of the country.

In terms of perfectly illustrating the important step our tournaments play in the development pathway, the U19 mens’ final was a highlight, pitting two of New Zealand’s most talented big men up against each other.

Wellington’s Steven Adams is about to take up a college scholarship at the University of Pittsburgh and is widely tipped as a future NBA player. Harbour’s Isaac Fotu is also headed to the United States to attend University of Hawaii, and has already tasted international success with the Tall Blacks and Youth 3x3 team.

They’re destined to play with and against each other many times over their careers, but on this occasion, Adams led his team to victory, claiming individual

MVP honours in the process. BBNZ will obviously monitor their future progress with great interest.

Another highlight of any tournament year is the New Zealand Secondary Schools Championships. This year, Anamata Haku led Rosmini College home over crosstown rivals Auckland Grammar in the boys’ “AA” final, while Hutt Valley High School retained their girls’ title over Fraser High School in a rematch of 2010 finalists.

In December, Basketball New Zealand, with assistance from Sparc-funded consultants Changeworks, hosted a forum with selected participants, aimed at discussing the many challenges posed by the tournament programme.

The workshop proposed several solutions, which will be further investigated and/or implemented over the next 12 months.

OPEN WOMEN **HUTT VALLEY WMC**



OPEN MEN

HOSTS: WELLINGTON

WINNERS	Porirua Eagles
RUNNERS UP	Wellington Victoria University
FINAL OFFICIALS	Wayne Start Ken Phillips
MVP	Winston Li (Porirua Eagles)

TOURNAMENT TEAM
Winston Li (Porirua Eagles)
Daniel Hing-Matther (Wellington Victoria University)
Dier Makoi (Porirua Eagles)
Ezra Nikora (Rotorua)
Jordan Ngatai (Porirua Toa)

OPEN WOMEN

HOSTS: WELLINGTON

WINNERS	Hutt Valley WMC
RUNNERS UP	Harbour Dolphinz
FINAL OFFICIALS	Peter Marshal Russell Gavin
MVP	Awhina Karawana (Hutt Valley WMC)

TOURNAMENT TEAM
Awhina Karawana (Hutt Valley WMC)
Leah Kenny (Porirua Toa)
Claire McCurran (Harbour Dolphinz)
Milomilo Nanai (Hutt Valley WMC)
Jamie-Lee Tito (Porirua Toa)

U21 MEN

HOSTS: COUNTIES MANUKAU

WINNERS	Canterbury
RUNNERS UP	Porirua
FINAL OFFICIALS	Shane Nikora James Campion Brad Quinn
MVP	Ethan Rusbatch (Canterbury)
TOURNAMENT TEAM	Marco Alexander (Waikato) James Ashby (Waitakere-West Auckland) Chris Duthie (Canterbury) Shea Ili (Counties Manukau) Winston Li (Porirua) Saman Moh (Waitakere-West Auckland) Jordan Ngatai (Porirua) Ethan Rusbatch (Canterbury) Inga Solofuti (Canterbury) Max Williams (Waikato)

U21 WOMEN

HOSTS: COUNTIES MANUKAU

WINNERS	Harbour
RUNNERS UP	Canterbury
FINAL OFFICIALS	Raelene Ford Ken Phillips Ryan Jones
MVP	Shinae Blair (Harbour)
TOURNAMENT TEAM	Kate Aleman (Waitakere-West Auckland) Shinae Blair (Harbour) Jessica Bygate (Canterbury) Jasmine Davis (New Plymouth) Sheraton Flood (Rotorua) Courtney Hamblin (Canterbury) Adoniah Lewis (Waitakere-West Auckland) Milomilo Nanai (Hutt Valley) Sian Telfer (Harbour) Jelena Vucinic (Harbour)

U19 MEN

HOSTS: TAURANGA CITY

WINNERS	Wellington
RUNNERS UP	Harbour
FINAL OFFICIALS	Apai Apai & Sam Pan
MVP	Steven Adams (Wellington)
TOURNAMENT TEAM	Steven Adams (Wellington) James Ashby (Waitakere-West Auckland) Alonzo Burton (Hawke's Bay) Aramis Dennen (Hibiscus Coast) Isaac Fotu (Harbour) Chris McIntyre (Wellington) Derone Raukawa (Tauranga City) Joseph Webb (Wellington) Stanley Williams (Wellington) Tim Wyatt (Harbour)

U19 WOMEN

HOSTS: TAURANGA CITY

WINNERS	Waikato
RUNNERS UP	Hawke's Bay
FINAL OFFICIALS	Scott Harris Brent O'Hagan
MVP	Aleesha Coulter (Waikato)
TOURNAMENT TEAM	Brooke Blair (Harbour) Shinae Blair (Harbour) Anna Cameron (Waikato) Aleesha Coulter (Waikato) Alicia McEwen (Hawke's Bay) Shannon Perrett (Nelson) Rhaiah Spooner-Knight (Waikato) Josie Stockill (Hawke's Bay) Moengaroa Subritzky (Waitakere-West Auckland) Hana Wilkinson (Nelson)

U17 MEN

HOSTS: HARBOUR

WINNERS	Wellington
RUNNERS UP	Harbour
FINAL OFFICIALS	Georgie Hewitt Erin Barrow
MVP	Nico Buckrell (Wellington)
TOURNAMENT TEAM	Nico Buckrell (Wellington) Josh Howe (Harbour) Mark Kelly (Waitakere-West Auckland) Kwain Kiriau (Wellington) Jamal Mikaio (Wellington) Sesilili Palei (Harbour) Harlan Solomon (Hawke's Bay) Jackson Stubbins (Hutt Valley) Caleb Vautier (Waitakere-West Auckland) Tai Webster (Harbour)

U17 WOMEN

HOSTS: HARBOUR

WINNERS	Waitakere-West Auckland
RUNNERS UP	Harbour A
FINAL OFFICIALS	Leon Demitriades Chereena Hawea
MVP	Penina Davidson (Waitakere-West Auckland)
TOURNAMENT TEAM	Aaliyah Ah Kiong (Hawke's Bay) Stella Beck (Hutt Valley) Olivia Berry (Harbour) Penina Davidson (Waitakere-West Auckland) Theresa Fitzpatrick (Waitakere-West Auckland) Deena Franklin (Harbour) Breana Jones (Waikato) Isabella Lawrence (Waitakere-West Auckland) Kaitlyn Stringer (Nelson) Jaycyn Tini (Harbour)

U15 BOYS

HOSTS: NELSON

WINNERS	Waitakere-West Auckland
RUNNERS UP	Waikato
FINAL OFFICIALS	Joshua Boyd Braden Gardener
MVP	Isaac Davidson (Waitakere-West Auckland)
TOURNAMENT TEAM	Doven Barlow (Waikato) Zach Buchegger (Harbour) Joseph Cook-Green (Otago) Isaac Davidson (Waitakere-West Auckland) Geronimo Doyle (Waitakere-West Auckland) Lis Haraqia (Auckland) Logan Hunt (Waitakere-West Auckland) Kane Keil (Auckland) Nikau McCullough (Waikato) Danan Swanson (Wellington)

U15 GIRLS

HOSTS: NELSON

WINNERS	Waitakere-West Auckland
RUNNERS UP	Waikato
FINAL OFFICIALS	Dayne Turnbull Laughlan Champion
MVP	Maria Milani (Waitakere-West Auckland)
TOURNAMENT TEAM	Toni Ann Cameron (Waikato) Sula Faanana (Waitakere-West Auckland) Krystal Leger-Walker (Waikato) Claudia Lewis (North Canterbury) Kate Lloyd (Mid Canterbury) Maria Milani (Waitakere-West Auckland) Georgia Perrot Hunt (Harbour A) Lavinai Soloman (Waitakere-West Auckland) Lyric Taurua-Wolfgram (Waitakere-West Auckland) Maia Wilson (Waitakere-West Auckland)

U13 BOYS

HOSTS: HAWKE'S BAY

WINNERS	Auckland Blue
RUNNERS UP	Waitakere-West Auckland
FINAL OFFICIALS	Kelly-Marie Turei David Peake
MVP	Samson Aruwa (Auckland)
TOURNAMENT TEAM	Quinn Clinton (Canterbury) Brayden Inger (Harbour) Callum McRae (Palmerston North) Unique Naboa (Auckland) Fred Simona (Waitakere-West Auckland) Jamie Soapi (Porirua) Matiu Spooner (Hawke's Bay) Te Arai Te Wha (Waikato) Greg Vukets (Waitakere-West Auckland) Ruanui Winitana (Auckland)

U13 GIRLS

HOSTS: HAWKE'S BAY

WINNERS	Waitakere-West Auckland
RUNNERS UP	Waikato
FINAL OFFICIALS	Natasha Greville Te Kirikauri Pene
MVP	Natasha Ah-Hing (Waitakere-West Auckland)
TOURNAMENT TEAM	Ashleigh Bennett (Taranaki Country) Drusilla Brown (Waikato) Tiarna Clarke (Harbour) Hayley Ellis (Waikato) Kendall Heremaia (Waikato) Miranda Hodgson (Thames Valley) Hinekura Kingi (Rotorua) Georgina Leef-Milner (Waitakere-West Auckland) Nicole Ruske (Otago) Amie Russell (Thames Valley)

SECONDARY SCHOOL BOYS (A)

HOSTS: PALMERSTON NORTH

WINNERS	Ngaruawahia High School
RUNNERS UP	Nga Taiatea Wharekura
FINAL OFFICIALS	Joshua Boyd Lucien Pleughman
MVP	Raana Dennis (Ngaruawahia HS)
TOURNAMENT TEAM	Jordan Cotter (Ngaruawahia HS) Raana Dennis (Ngaruawahia HS) Aubrey Fretwell (Ngaruawahia HS) Chris McIntosh (Kingsway School) Kowhai Nepia (Taumarunui HS) Keoghlan O'Brien-Pari (Nga Taiatea Wharekura) Te Ahuru O'Brien-Pari (Nga Taiatea Wharekura) Zack Taitoko (Stratford HS) Andre Tessarolo (Mairehau HS) Josh Turner (Te Aroha College)

SECONDARY SCHOOL GIRLS (A)

HOSTS: PALMERSTON NORTH

WINNERS	Opunake High School
RUNNERS UP	Te Aroha College
FINAL OFFICIALS	Toni Lee Smith Luana Winiata
MVP	Sinaed Hoto (Opunake HS)
TOURNAMENT TEAM	Amy Bottcher (Te Aroha College) Andrea Coetzer (Te Aroha College) Sophie Cooksley (Opunake HS) Marama Hohaia (Opunake HS) Sinaed Horo (Opunake HS) Keiran Leahy (Te Aroha College) Breanna Morgan (Opunake HS) Tara Potter (Opunake HS) Chayne Ranginui (Te Aroha College) Cheyenne Wikaira (Taumarunui HS)

SECONDARY SCHOOL BOYS (AA)

HOSTS: PALMERSTON NORTH

WINNERS	Rosmini College
RUNNERS UP	Auckland Grammar
FINAL OFFICIALS	Matthew Bathurst Apai Apai
MVP	Anamata Haku (Rosmini College)
TOURNAMENT TEAM	James Ashby (Auckland Grammar School) Elliot Bryers (Rosmini College) Nico Buckrell (Hutt Valley HS) Alonzo Burton (St John's College, Hastings) Anamata Haku (Rosmini College) Kirk Rangiawha (Hamilton BHS) Tohi Smith-Milner (Rosmini College) Reuben Te Rangi (Auckland Grammar) Matthew Wallace (New Plymouth BHS) Tai Webster (Westlake BHS)

SECONDARY SCHOOL GIRLS (AA)

HOSTS: PALMERSTON NORTH

WINNERS	Hutt Valley High School
RUNNERS UP	Fraser High School
FINAL OFFICIALS	Scott Harris Ken Phillips
MVP	Milomilo Nanai (Hutt Valley HS)
TOURNAMENT TEAM	Stella Beck (Hutt Valley HS) Brooke Blair (Rangitoto College) Penina Davidson (Rangitoto College) Sheraton Flood (Fraser HS) Kim Goodearl (Hutt Valley HS) Jaylen Hawa (Hamilton GHS) Milomilo Nanai (Hutt Valley HS) Shannon Perrett (Waimea College) Bailey Ross-Waitai (Fraser HS) Josie Stockill (Napier GHS)

WHEELCHAIRS

HOSTS: WELLINGTON

WINNERS	Canterbury
RUNNERS UP	Waikato
FINAL OFFICIALS	Gavin Zimmerman David Sherriff
MVP	Sheldon Larsen (Waikato)
TOURNAMENT TEAM	Sheldon Larsen (Waikato) Reo Lewis (Canterbury) Travis Moffat (Canterbury) Mark Sullivan (Waikato) John Weiser (Canterbury)

U21 MEN CANTERBURY



UNDER 21 WOMEN HARBOUR



WHEELCHAIRS CANTERBURY



SECONDARY SCHOOLS BOYS (AA) ROSMINI COLLEGE



SECONDARY SCHOOLS GIRLS (AA) HUTT VALLEY HS





BURGER KING NZ BREAKERS

When the Breakers formed in 2003, it was hot on the heels of the Tall Blacks' dramatic semifinal finish at the FIBA World Championship for Men at Indianapolis.

Various groups had tried previously to enter a team in the Australian NBL, but the dismal records of New Zealand-based rugby league and football franchises weren't great advertisements for the concept. And New Zealand basketball was exactly setting the world on fire.

Now it was. When irascible coach/businessman Jeff Green bought the Canberra Cannons and effectively moved them to Auckland, history was set in motion.

Still, it took several years before the Breakers could make an impact on the ANBL. Like those other Kiwi franchises, they took time to find the right culture of players and coaching expertise, as well as struggling with the demands of professionalism and regular international travel.

Slowly, they found the pieces to the puzzle and 2010/11 was the year they all came together.

The Breakers emerged from the regular season with the league's best record and had miraculously solved the challenge facing all Kiwi teams – success on the road – by compiling the best away record in the competition.

All that seemed to no avail when they dropped their semifinal series opener to Perth Wildcats at home and seemed to lose inspirational forward Mika Vukona to a knee injury in the process. But with their backs to the wall and Vukona battling through the pain, the Breakers toppled their rivals – holders of the league's best home record – on their own court.

Wrapping up the series at home, they then battled the Cairns Taipans over three games before sealing the championship at a sold-out North Shore Events Centre. The game provided a fitting climax to the career of veteran point guard Paul Henare, making his final appearance for the club, and heralded the arrival of Finals MVP Tom Abercrombie as a star at this level.

Over their eight-year history, the Breakers have broadened the development pathway for young hoopsters, provided professional opportunities for our top players and helped grow a real basketball culture among Kiwi sports fans.

And now they've set a benchmark for other sports to follow as the first New Zealand-based club to capture an Australian league crown.

BURGER KING NZ BREAKERS OFFICIAL TEAM 2011

Tom Abercrombie	Benny Anthony
Josh Bloxham	Dillon Boucher
Kevin Braswell	CJ Bruton
Paul Henare	Leon Henry
Kirk Penney	Alex Pledger
Corey Webster	Mika Vukona
Gary Wilkinson	
COACH	Andrej Lemanis
ASSISTANT COACHES	Dean Vickerman Judd Flavell
MANAGER	Chris Millbank
PHYSIOTHERAPIST	Anousith Bouaaphone

FINALS

GAME ONE

New Zealand Breakers	8	5
Cairns Tipans	6	7

GAME TWO

New Zealand Breakers	8	1
Cairns Tipans	8	5

GAME THREE

New Zealand Breakers	7	1
Cairns Tipans	5	3



FINANCIAL STATEMENTS

Consolidated Statement of Financial Performance	32
Consolidated Statement of Financial Position	34
Consolidated Statement of Equity	35
Notes to the Financial Statements	36
Auditors' Report	41

Basketball New Zealand Inc and Group
Consolidated Statement of Financial Performance for the Year Ended 31 December 2011

	GROUP		PARENT	
	2011	2010	2011	2010
Player Registration Fees				
Fiat Fee	\$ 54,263	\$ 55,750	\$ 54,263	\$ 55,750
	<u>\$ 54,263</u>	<u>\$ 55,750</u>	<u>\$ 54,263</u>	<u>\$ 55,750</u>
Referees	\$ 7,836	\$ 7,329	\$ 7,836	\$ 7,329
Coach & Player Development	\$ 90,422	\$ 66,058	\$ 90,422	\$ 66,058
League Income	\$ 180,761	\$ 178,767	\$ 23,261	\$ 28,767
National Teams				
Player Levies and Other Income	\$ 377,372	\$ 428,590	\$ 377,372	\$ 428,590
Tournaments & Tours				
Koru Development Tour (Note 3)	\$ 384,049	\$ 334,333	\$ 384,049	\$ 334,333
Tournaments	\$ 478,505	\$ 497,442	\$ 478,505	\$ 497,442
World U19's	\$ -	\$ -	\$ -	\$ -
	<u>\$ 862,554</u>	<u>\$ 831,775</u>	<u>\$ 862,554</u>	<u>\$ 831,775</u>
Grants				
HPSNZ	\$ 614,637	\$ 574,500	\$ 614,637	\$ 574,500
Olympic Committee	\$ 21,467	\$ 35,492	\$ 21,467	\$ 35,492
GACU	\$ 39,500	\$ 7,500	\$ 39,500	\$ 7,500
Host contributions	\$ 79,081	\$ 84,859	\$ 79,081	\$ 84,859
FIBA Oceania	\$ -	\$ 12,839	\$ -	\$ 12,839
	<u>\$ 954,684</u>	<u>\$ 715,190</u>	<u>\$ 954,684</u>	<u>\$ 715,190</u>
Sponsorships	\$ 359,618	\$ 575,496	\$ 177,319	\$ 284,578
Gaming Machine Grants (Note 6)	\$ 222,116	\$ 125,116	\$ 91,683	\$ 125,116
Sports Betting Commission	\$ 360,228	\$ 305,302	\$ 354,010	\$ 302,491
General				
Product Sales, Donations & Sundry Income	\$ 33,242	\$ 33,305	\$ 33,144	\$ 33,305
Interest Received	\$ 9,818	\$ 7,258	\$ 5,987	\$ 4,071
	<u>\$ 43,060</u>	<u>\$ 40,563</u>	<u>\$ 39,132</u>	<u>\$ 37,376</u>
TOTAL INCOME	<u>\$3,613,316</u>	<u>\$ 3,329,938</u>	<u>\$3,032,737</u>	<u>\$ 2,883,622</u>

Basketball New Zealand Inc and Group
Consolidated Statement of Financial Performance for the Year Ended 31 December 2011

	GROUP		PARENT	
	2011	2010	2011	2010
EXPENDITURE				
Administration				
Audit fee	\$ 13,680	\$ 16,730	\$ 13,680	\$ 16,730
Accounting fees	\$ -	\$ 1,304	\$ -	\$ 481
AGM Expenses	\$ 10,475	\$ 5,622	\$ 10,475	\$ 5,622
Bad and Doubtful Debts	\$ 13,025	\$ 8,190	\$ 13,025	\$ 8,190
Computer Support	\$ 8,647	\$ 8,101	\$ 8,647	\$ 8,101
Depreciation	\$ 34,539	\$ 36,102	\$ 34,539	\$ 35,102
Foreign Exchange Loss	\$ 5,602	\$ 3,345	\$ 5,602	\$ 3,345
Insurance	\$ 6,553	\$ 6,660	\$ 6,553	\$ 6,660
Impairment Expense	\$ -	\$ -	\$ -	\$ 48,684
Interest	\$ 9,334	\$ 8,309	\$ 9,334	\$ 8,309
Legal & Consultancy	\$ 88,092	\$ 2,631	\$ 88,092	\$ 2,631
Office Costs	\$ 31,615	\$ 38,332	\$ 31,615	\$ 38,307
Promotions and Publications	\$ 12,087	\$ 12,559	\$ 12,087	\$ 12,559
Rent	\$ 74,738	\$ 74,738	\$ 74,738	\$ 74,738
Stationery, Printing and Office Supplies	\$ 16,478	\$ 12,047	\$ 16,478	\$ 12,047
Subscriptions and Affiliations	\$ 32,668	\$ 38,325	\$ 32,668	\$ 38,325
Telecommunications and Website	\$ 39,314	\$ 32,357	\$ 39,314	\$ 32,357
Travel/Accommodation/Meetings	\$ 102,269	\$ 62,639	\$ 102,269	\$ 62,639
FIBA Organiser Training	\$ 9,859	\$ -	\$ 9,859	\$ -
Salaries and Allowances	\$ 301,927	\$ 309,274	\$ 301,927	\$ 309,274
	<u>\$ 811,103</u>	<u>\$ 676,285</u>	<u>\$ 811,103</u>	<u>\$ 724,301</u>
Referee's Costs	\$ 83,115	\$ 80,286	\$ 83,115	\$ 80,286
Coach & Player Development	\$ 145,401	\$ 148,960	\$ 145,401	\$ 148,960
League Costs	\$ 469,305	\$ 460,722	\$ 29,245	\$ 37,839
Marketing & Communications	\$ 7,923	\$ 25,808	\$ 7,923	\$ 25,808
National Team Costs				
NZ Men	\$ 496,163	\$ 487,545	\$ 496,163	\$ 487,545
NZ Women	\$ 182,579	\$ 151,183	\$ 182,579	\$ 151,183
NZ Juniors	\$ 460,603	\$ 564,995	\$ 460,603	\$ 564,995
	<u>\$1,139,345</u>	<u>\$ 1,203,722</u>	<u>\$1,139,345</u>	<u>\$ 1,203,723</u>
Tournaments & Tours				
Koru Development Tour (Note 3)	\$ 369,367	\$ 336,034	\$ 369,367	\$ 336,034
Tournament costs	\$ 404,940	\$ 397,138	\$ 404,940	\$ 397,138
World U19 Championships	\$ -	\$ -	\$ -	\$ -
	<u>\$ 774,307</u>	<u>\$ 733,172</u>	<u>\$ 774,307</u>	<u>\$ 733,172</u>
TOTAL EXPENDITURE	<u>\$3,460,499</u>	<u>\$ 3,328,936</u>	<u>\$2,990,439</u>	<u>\$ 2,954,089</u>
NET SURPLUS/(DEFICIT)	<u>\$ 52,817</u>	<u>\$ 1,002</u>	<u>\$ 42,298</u>	<u>\$ (71,067)</u>

Basketball New Zealand Inc and Group
Consolidated Statement of Financial Position as at 31 December 2011


		GROUP		PARENT	
		2011	2010	2011	2010
Member's equity					
Net Surplus/(Deficit)		\$ 52,817	\$ 1,002	\$ 42,298	\$ (71,067)
Equity at start of year		\$ 60,587	\$ 59,585	\$ 12,277	\$ 83,344
Equity at end of year		\$ 113,404	\$ 60,587	\$ 54,575	\$ 12,277
Represented by:					
Current Assets					
Bank Accounts		\$ 178,139	\$ 229,748	\$ 94,454	\$ 150,055
Trade Receivables	(Note 9)	\$ 336,218	\$ 222,117	\$ 288,248	\$ 188,283
Interentity Receivables	(Note 7)	\$ -	\$ -	\$ 91,893	\$ 91,893
Prepayments		\$ 33,875	\$ 52,109	\$ 14,621	\$ 22,527
Accrued Income		\$ 50,000	\$ 37,075	\$ 50,000	\$ 37,075
Inventory		\$ 11,128	\$ 11,373	\$ 11,128	\$ 11,373
Total Current Assets		\$ 609,358	\$ 552,422	\$ 551,342	\$ 499,206
Current Liabilities					
Accounts Payable and Accruals		\$ 150,664	\$ 190,688	\$ 156,081	\$ 193,884
Employee Entitlements		\$ 14,855	\$ 4,209	\$ 14,855	\$ 4,209
Loan-leasehold Improvements	(Note 10)	\$ 20,385	\$ 20,385	\$ 20,385	\$ 20,385
Koru Tour Current Account	(Note 3)	\$ 192,042	\$ 201,089	\$ 192,042	\$ 201,089
Income in Advance		\$ 159,445	\$ 121,255	\$ 154,945	\$ 113,254
Total Current Liabilities		\$ 537,391	\$ 537,624	\$ 538,308	\$ 532,821
Working Capital		\$ 71,967	\$ 14,798	\$ 13,034	\$ (33,615)
Non Current Liabilities					
Loan-leasehold Improvements	(Note 10)	\$ 37,373	\$ 56,733	\$ 37,373	\$ 56,733
Non Current Assets					
Shares in National Basketball League Ltd	(Note 8)	\$ -	\$ -	\$ 100	\$ 100
Shares in Other companies	(Note 8)	\$ -	\$ -	\$ 4	\$ 4
Property, Plant & Equipment	(Note 2)	\$ 78,810	\$ 102,522	\$ 78,810	\$ 102,522
Total Non Current Assets		\$ 78,810	\$ 102,522	\$ 78,914	\$ 102,626
NET ASSETS		\$ 113,404	\$ 60,587	\$ 54,575	\$ 12,277

Chairperson



Date: 29 February 2012

Chief Executive Officer



Date: 29 February 2012

Basketball New Zealand Inc and Group
Consolidated Statement of Movements in Equity for the Year Ended 31 December 2011

		GROUP		PARENT	
		2011	2010	2011	2010
Member's equity					
Equity at start of year		\$ 60,587	\$ 59,585	\$ 12,277	\$ 83,344
Net Surplus/(Deficit)		\$ 52,817	\$ 1,002	\$ 42,298	\$ (71,067)
Equity at end of year		\$ 113,404	\$ 60,587	\$ 54,575	\$ 12,277

Basketball New Zealand Inc and Group
Consolidated Statement of Financial Position as at 31 December 2011

1. STATEMENT OF ACCOUNTING POLICIES

Reporting Entity

The financial statements presented are those of Basketball New Zealand Inc. (BBNZ) and its subsidiary companies ('the Group'). BBNZ is an Incorporated Society registered under the Incorporated Societies Act, 1908.

Basis of Preparation

The financial statements have been prepared in accordance with generally accepted accounting practice (GAAP). They comply with approved Financial Reporting Standards (FRSs) and Statements of Standard Accounting Practice (SSAPs) as appropriate for entities that qualify for and apply differential reporting concessions.

Differential Reporting

The Group qualifies for differential reporting exemptions as it is not publicly accountable and not large. The Group has taken advantage of all available reporting exemptions.

Measurement Base

The financial statements have been prepared on the basis of historical cost.

Basis for Preparing Consolidated Financial Statements

Subsidiaries

Subsidiaries are those entities controlled, directly or indirectly, by BBNZ. The financial statements of subsidiaries are included in the consolidated financial statements using the purchase method of consolidation.

Particular Accounting Policies

Trade Receivables

Trade Receivables are stated at estimated realizable value after providing against debts where collection is doubtful. Bad debts are written off during the year in which they are identified.

Inventory

Inventory is stated at the lower of cost and net realizable value. Cost is based on the first-in, first-out principle and includes expenditure incurred in acquiring the inventories and bringing them to their condition and location necessary for sale.

Property, Plant & Equipment

All owned items of property, plant and equipment are initially recorded at cost and depreciated as outlined below. Initial cost includes the purchase consideration, or fair value in the case of a donated asset and those costs directly attributable to bringing the asset to the location and condition necessary for its intended use. Costs cease to be capitalized when substantially all the activities necessary to bring the asset to the location and condition for its intended use are complete. All feasibility costs are expensed as incurred. Items of property, plant and equipment are written down immediately if impairment in the value of the asset causes its recoverable amount to fall below its carrying amount. The impairment is recognized in the statement of financial performance.

Where an item of property, plant and equipment is disposed of, the gain or loss recognized in the statement of financial performance is calculated as the difference between the net sale price and the carrying amount of the asset.

Depreciation

Depreciation has been charged at the rates recommended by the IRD. The following rates have been used:

Office Furniture & Equipment	9.6% -48% straight line
Computer/Equipment	36% -straight line
Software	36%-straight line
Team Uniforms & Equipment	12%- straight line
Trophies	33%- straight line

Leases

Assets acquired by way of finance lease are stated initially at an amount equal to the present value of the future minimum lease payments, and are depreciated as assets. The interest expense component of finance lease payments is recognized in the statement of financial performance using the effective interest rate method.

Payments made under operating leases are recognized in the statement of financial performance on a straight-line basis over the term of the lease.

Income

Income from player registration fees, league income, national teams and tournaments and tours is recognized in the year that the event occurs.

Grants and sponsorships are recognized in revenue once specific conditions attached to a grant or sponsorship has been met. Grants and sponsorships are treated as a liability until such time that the conditions have been met.

Foreign Currencies

Foreign currency transactions are translated to New Zealand Dollars (NZD) at the exchange rates ruling at the dates of the transactions. Monetary assets and liabilities denominated in foreign currencies at the balance date are translated to NZD at the foreign exchange rate ruling at the date. Foreign exchange differences arising on their translation are recognised in the statement of financial performance.

Goods and Service and liabilities Tax

All amounts shown are exclusive of Goods and Services Tax (GST), except for Trade Receivables and Accounts Payable that are stated inclusive of GST.

Changes in Accounting Policies

All accounting policies have been applied consistently with the prior year.

Changes in Comparative Balances

The Comparative balance of the Leasehold Improvements Loan has been restated to treat payments made in the following year on the loan as a current liability.

2. PROPERTY, PLANT AND EQUIPMENT

Details as at 31 December 2011 are as follows:-

	Group				
	Cost	Accumulated Depreciation	Book Value 2011	Value 2010	Depreciation 2011
Office Furniture & Equipment	199,275	133,940	65,335	89,313	24,667
Computer / Equipment	128,885	117,751	11,134	11,394	7,760
Software	30,174	27,933	2,241	300	696
Team Uniforms & Equipment	33,292	33,192	100	1,415	1316
Trophies	5,266	5,266	0	100	100
\$	396,892	318,082	78,810	102,522	34,539

	Parent				
	Cost	Accumulated Depreciation	Book Value 2011	Value 2010	Depreciation 2011
Office Furniture & Equipment	199,275	133,940	65,335	89,313	24,667
Computer / Equipment	128,885	117,751	11,134	11,394	7,760
Software	30,174	27,933	2,241	300	696
Team Uniforms & Equipment	33,292	33,192	100	1,415	1316
Trophies	5,266	5,266	0	100	100
\$	396,892	318,082	78,810	102,522	34,539

3. KORU TOUR CURRENT ACCOUNT

BBNZ administers the Koru Development Tours. Income and expenditure for the 2011 tour are included in the books of account and details are shown in the Statement of Financial Performance.

Unexpended funds held at balance date for the 2012 tour which took place in January 2012 are recorded in the Koru Tour Current Account.

4. CAPITAL AND OPERATING LEASE COMMITMENTS

At balance date the Group had lease commitments for office, motor vehicles and photocopier rentals.

	Group		Parent	
	2011	2010	2011	2010
Current	83,064	78,376	83,064	78,376
Non-current	165,639	214,921	165,639	214,921

5. CONTINGENT LIABILITIES

The Group has no known contingent liabilities. (2010: Nil)

6. GAMING MACHINE GRANTS

	Group		Parent	
	2011	2010	2011	2010
New Zealand Community Trust	\$79,227	\$70,774	\$79,227	\$70,774
Lion Foundation	\$12,456	\$30,020	\$12,456	\$30,020
Pub Charity	\$0	\$8,940	\$0	\$8,940
Perry Foundation	\$0	\$0	\$0	\$0
Eureka Trust	\$0	\$0	\$0	\$0
Infinity Foundation	\$130,433	\$7,692	\$0	\$7,692
Four Winds Trust	\$0	\$7,692	\$0	\$7,692
Total	\$222,116	\$125,118	\$91,683	\$125,118

7. RELATED PARTY TRANSACTIONS

During the year BBNZ had the following outstanding loans with subsidiaries.

Subsidiary	Value of Loan	Outstanding Balance
NBL Ltd	\$91,693	\$91,693

The loan is interest free and repayable on demand by BBNZ.

8. INVESTMENTS IN SUBSIDIARIES

During the 2004 year BBNZ registered five new companies as wholly owned subsidiaries.

National Basketball League Limited was formed to take over the administration of the Men's First Division Basketball League from and including 2005 following agreements with the Directors and Shareholders of NZ Basketball League Limited.

New Zealand Basketball Limited, Basketball New Zealand Limited, New Zealand Basketball Development Limited and Basketball New Zealand Development Limited were formed to protect the names in the interest of Basketball New Zealand Inc. These companies did not trade during the 2011 financial year and it is not intended that they will trade in the future.

SUBSIDIARIES	Class of Share	Ownership Interest		Principal Activity
		2011	2010	
National Basketball League Limited (NBL)	Ordinary	100%	100%	Running the New Zealand Basketball League
New Zealand Basketball Limited	Ordinary	100%	100%	Non-trading company
Basketball New Zealand Limited	Ordinary	100%	100%	Non-trading company
New Zealand Basketball Development Limited	Ordinary	100%	100%	Non-trading company
Basketball New Zealand Development Limited	Ordinary	100%	100%	Non-trading company
Basketball New Zealand Events Ltd	Ordinary	100%	100%	Ran the 2009 World U19 Championships



BDO WELLINGTON

INDEPENDENT AUDITOR'S REPORT To the Members of Basketball New Zealand Inc.

Report on the Financial Statements

We have audited the financial statements of Basketball New Zealand ('BNZ') and Group on pages 1 to 9, which comprise the consolidated and separate statement of financial position as at 31 December 2011, and the consolidated and separate statement of movements in equity, and statement of financial performance for the year then ended, and a summary of significant accounting policies and other explanatory information.

This report is made solely to the Members, as a body, in accordance with the Constitution of Basketball New Zealand. Our audit has been undertaken so that we might state to the Members those matters we are required to state to them in an auditors' report and for no other purpose. To the fullest extent permitted by law, we do not accept or assume responsibility to anyone other than the Members, as a body, for our audit work, for this report, or for the opinions we have formed.

Board's Responsibility for the Financial Statements

The Board are responsible for the preparation and fair presentation of these financial statements in accordance with generally accepted accounting practice in New Zealand and for such internal control as the Board determine is necessary to enable the preparation of financial statements that are free from material misstatement, whether due to fraud or error.

Auditor's Responsibility

Our responsibility is to express an opinion on these financial statements based on our audit. We conducted our audit in accordance with International Standards on Auditing (New Zealand). Those standards require that we comply with ethical requirements and plan and perform the audit to obtain reasonable assurance about whether the financial statements are free from material misstatement.

An audit involves performing procedures to obtain audit evidence about the amounts and disclosures in the financial statements. The procedures selected depend on the auditor's judgment, including the assessment of the risks of material misstatement of the financial statements, whether due to fraud or error. In making those risk assessments, the auditor considers internal control relevant to the entity's preparation and fair presentation of the financial statements in order to design audit procedures that are appropriate in the circumstances, but not for the purpose of expressing an opinion on the effectiveness of the entity's internal control. An audit also includes evaluating the appropriateness of accounting policies used and the reasonableness of accounting estimates, as well as evaluating the overall presentation of the financial statements.

We believe that the audit evidence we have obtained is sufficient and appropriate to provide a basis for our audit opinion.

Other than in our capacity as auditor we have no relationship with, or interests in, Basketball New Zealand or any of its subsidiaries.

Opinion

In our opinion, the financial statements on pages 1 to 9, present fairly, in all material respects, the financial position of Basketball New Zealand and Group as at 31 December 2011, and its financial performance for the year then ended in accordance with generally accepted accounting practice in New Zealand.

BDO Wellington

BDO Wellington
29 February 2012
Wellington
New Zealand

9. TRADE RECEIVABLES

	Group		Parent	
	2011	2010	2011	2010
Trade Receivables	\$348,747	\$239,307	\$301,777	\$194,473
Less: Provision for Doubtful Debts	(\$12,529)	(\$8,190)	(\$12,529)	(\$8,190)
Carrying value	\$336,218	\$222,117	\$289,248	\$186,283

10. LOAN-LEASEHOLD IMPROVEMENTS

This relates to the loan from 3-9 Church Street Investments Ltd for the office refurbishment in 2008. The loan is for a period of 6 years at an interest rate of 12% per annum.

	Group		Parent	
	2011	2010	2011	2010
Opening balance	\$77,118	\$97,503	\$77,118	\$97,503
Less: Repayments	\$19,360	\$20,385	\$19,360	\$20,385
Closing balance	\$57,758	\$77,118	\$57,758	\$77,118

The loan will be repaid as follows:

	Group		Parent	
	2011	2010	2011	2010
Current	\$20,385	\$20,385	\$20,385	\$20,385
Non-current	\$37,373	\$56,733	\$37,373	\$56,733
Total	\$57,758	\$77,118	\$57,758	\$77,118

BASKETBALL NZ MEET THE TEAM

PATRON

Dame Jenny Shipley DCNZM

CHAIRPERSON

Sue Suckling (to October)
Karen Poutasi (from October)

BOARD

Jill Bolger (to October)
Patrick Dougherty (to October)
Nick Mills (to August)
Kevin Smith (to October)
Barry Wilson (to October)
Mel Young (to August)
Robyn Clements (from October)
John Gallaher
Andrew Harrison (from October)
Chris Patterson (from October)
Burton Shipley (from October)
Chris Simpson (from October)
Greg Williamson (from October)

FIBA REPRESENTATION

John Gallaher (FIBA Finance Commission/
FIBA Oceania Management Committee)
Barbara Wheadon (FIBA Central Board)
Mel Young (FIBA Youth Commission)

LIFE MEMBERS

Peter Christian
Peter Crowhen
Cedric Cudby
Graeme Davey
Robbie Dyce
Ian Goodwin
John Grocott
Maurie Henshall
Keith Mair
David Rout
Hori Thompson
Barbara Wheadon MNZM
Betty Williams
Ross Williams
Barry Wilson
Mel Young

ROLL OF HONOUR

Tab Baldwin ONZM
Sir Lance Cross CBE
Cedric Cudby MNZM
Kelvin Robert Gay QSM
Zena Bell Gay QSM
Brydon Harvey MBE
Stan Hill MNZM
Ngaire Lee QSM
Basil Marsh QSM
Barbara Wheadon MNZM

BBNZ STAFF

Tim Hamilton	CEO
Roslyn Hart	Receptionist (to August)
Melinda Hodgson	Executive Assistant
Shaun Iwikau	Tournaments Co-ordinator (from October)
Peter Kadar	National Teams Co-ordinator
Cath Kara	Basketball Support Co-ordinator (to July)
Saileen Raj	Business Manager
Maree Taylor	Tournaments & Leagues Manager
Warrick Wood	National Teams Co-ordinator

CONTRACTED STAFF

Mata Cameron	Regional Coach & Player Development
James Champion	Regional Referee Officer
Matt Cursons	Regional Referee Officer
Bill Eldred	Coach Development Officer (to June)
Bill Eldred	Referee Coordinator
Sue Pene	Player Development Officer

MEMBERSHIPS

FIBA
FIBA Oceania
New Zealand Olympic Committee
Paralympics New Zealand



DESIGN BY
LITTLEROCKET.CO.NZ

PHOTOGRAPHY BY
MARELDA O'ROURKE-GALLAHER
PHOTOSPORT: DAVID LINTOTT & MICHAEL BRADLEY





BASKETBALL
NEW ZEALAND

