



ANNUAL REPORT

**2016**







# CONTENTS

## BASKETBALL NEW ZEALAND MESSAGES

- From our Chair
- From our Chief Executive

## STRATEGIC PLAN 2016-2018

## 2016 HIGHLIGHTS

## NATIONAL TEAMS

- Tall Blacks
- Tall Ferns
- New Zealand Select
- National 3x3 Teams
- National Junior Teams U16 and U19

## NATIONAL LEAGUES AND CHAMPIONSHIP TOURNAMENTS

- National Basketball League
- Women's Basketball Championship
- National Basketball Championship
- National and Regional Championship Tournaments

4	<b>NATIONAL ACTIVITIES</b>	<b>24</b>
4	Alumni	24
5	Awards	24
6	Burger King 3x3 Quest Tour	26
6	Coach Development	26
8	Community	27
10	<b>TEAMS AND RESULTS</b>	<b>28</b>
10	<b>FINANCIAL STATEMENTS</b>	<b>50</b>
12	Consolidated Statement of Comprehensive Revenue and Expense	51
14	Consolidated Statement of Changes in Net Assets	52
15	Consolidated Statement of Financial Position	53
16	Consolidated Statement of Cashflows	54
18	Notes to the Consolidated Financial Statements	55
18	Independent Auditor's Report	66
19	<b>MEET THE TEAM</b>	<b>68</b>
20	BBNZ Board	68
21	BBNZ FIBA Representation, Patron, Staff, Life Members and Roll of Honour	70



# BASKETBALL NEW ZEALAND MESSAGES

## FROM OUR CHAIR



**The basketball community had a great deal to celebrate in 2016. The sport continued its rise in popularity and many of the initiatives of recent years were further developed and embedded.**

.....

In December, a taste of what joining FIBA's Asia Zone will mean for us arrived early, when the Junior Tall Blacks created history by beating Australia to qualify for the 2017 U19 FIBA World Cup - what a thrill! It was heartening to see the basketball community celebrate and widely applaud the achievement of this group of young men, and their coaches and support staff. Their achievement was also noted in the national media and around the basketball world. We must also applaud their schools, Associations and parents - without them there would be little opportunity for the team to prove themselves on the world stage. Their achievement highlights the likelihood of regular World Cup appearances now that FIBA has guided Oceania into the Asia Zone, providing what we believe to be a fairer qualification process.

For our senior teams, 2016 brought both highs and lows. The Tall Blacks and Tall Ferns showed that we have incredible

talent - the Tall Ferns beating world number three Spain just one example. Both of our national teams were given the opportunity to prepare well, with good opposition to test themselves against while on tour. Their pinnacle events were the FIBA Olympic Qualifying Tournaments, where both teams performed commendably, but they could not quite get through this time. Disappointingly, High Performance Sport New Zealand consequently reduced future funding for the Tall Blacks and again provided no funding for the Tall Ferns.

That said, Sport New Zealand continued to look favourably on the participation side of basketball, with the previously announced increase in funding for community sport commencing. This funding increase can, in part, be attributed to the ongoing popularity of basketball, which was underlined by the 2016 New Zealand Secondary School Sports Council data showing participation at secondary school growing by 4% during 2016 and 27% from 2011 to 2016 - more than any other top 10 sport.

This popularity was perhaps best seen through the secondary school qualification process and nationals. More schools entered the qualification process than ever before. We also had the best media coverage we have ever had for the finals, with live streaming and coverage by Māori Television, Glory League, and national and general news channels - plus more than 170,000 social media views of the buzzer beater from the boys' final. Additionally, the Burger King 3x3 Quest Tour continued to grow in popularity and stature.

Our NZME media relationship continued to aid Basketball New Zealand's (BBNZ's) drive to build a much higher profile for all aspects of the game,

particularly with 27 National Basketball League (NBL) games being live-streamed on the New Zealand Herald's basketball page. That exposure has led to a greater media package for the NBL in 2017, with two televised games weekly, as well as more live-streamed games.

Financially we can report a surplus of \$31,442 for the year, thanks to the TAB for a large part of the increased revenue. We must tread carefully though. This surplus, and our modest reserve, will be called on during 2017 as the costs of entering Asia, together with the need to keep moving forward with the many initiatives of recent years, are likely to exceed our current revenue streams. Consequently, we are budgeting a deficit for 2017.

Thanks to the BBNZ staff for such a big year of events and activities. A big thank you, too, to the volunteers and Association staff who contributed to making basketball a positive experience for so many people.

On a personal note I would like to record my thanks to everyone for embracing the changes of the past five years. It has had its challenges, but also its rewards. While I have enjoyed it immensely I am, with regret, stepping down effective from the conclusion of the 2017 AGM as I cannot continue to offer the time necessary to fulfil the role. I will retreat to the sidelines and support from afar, as I watch the continued rise of basketball in New Zealand.

**Karen Poutasi** Chairperson



## FROM OUR CHIEF EXECUTIVE



**Hello Asia! 2016 is the final year of the 'Oceania only' system, yet we leave that behind with our heads held high.**

BBNZ ended the year by celebrating a victory over our favourite opponents, Australia, to win a historic place in the FIBA U19 World Cup. The Junior Tall Blacks left it to the very last opportunity, but with cool heads on court and outstanding guidance from the bench, the team made history. This was a very proud moment for not only the basketball community, but also for many New Zealanders who do not usually follow the game.

There is more cause for celebration at the grassroots, where the game continues to attract young participants. Our challenge is to accommodate them, ensure they enjoy their experiences and hopefully encourage them to choose basketball for

life. As a sport we really need to focus on the post-school ages, as well as female participants of all ages. We need more adult participants so that we increase our social influence, as well as our political influence. Political engagement is important for any sport and basketball has traditionally struggled in this regard - we all need to play our part here.

Our entry into Asia provides many opportunities, but it will test us as administrators. Our new elite pathway demands greater support to meet FIBA's new plans, as our international body makes their mark globally through the FIBA Continental Cups and the FIBA World Cup.

In the men's game, the new FIBA system requires nations to assemble their teams at least every three months to host internationals and also to tour. Additionally, we might be sending up to eight national youth teams away annually to compete at Oceania, Asia and world levels. Of course, we welcome these opportunities and believe it could provide the experience we need to ambitiously drive the Tall Blacks and Tall Ferns into the global top 12. Funding these high performance aspirations will be more critical than it has ever been.

The funding we receive from the New Zealand Racing Board's TAB revenue continues to propel us. However, that growth in revenue has now eased, with some reduction. We need to make up

any decline in revenue, plus some, to ensure we keep moving forward.

In the commercial space, although the market remains challenging, during 2016 we signed in excess of \$200,000 of additional cash sponsorships for 2017 and 2018.

The boosted profile of the NZ NBL is a major positive and, together with regular internationals across Asia and at home, we are confident additional commercial backers will see the benefits of partnering with basketball. Still, it is clear that people need to experience this new world before being willing to invest in it, so we must have faith that the excitement, passion and inclusiveness of the international game will result in financial benefits over time. FIBA has built the new competition system in the belief that people will come - we must join that belief and step up.

Despite the big challenges ahead, I believe New Zealand basketball is poised for great things. Thank you to the players, their families and supporters, volunteers, and staff and Associations that are part of this community - through our collaboration I'm sure we can continue to see the game go from strength to strength.

**Iain Potter** Chief Executive



# STRATEGIC PLAN 2016-2018

## OUR VISION

Growing New Zealanders, growing the game.



### OUR FIVE PRIORITIES

### STRONG ASSOCIATIONS

### COMMUNITY



### OUR GOALS

Help strengthen Associations to ensure accessible, consistent, high quality delivery of the game.

Increase the presence and reach of community basketball.



### OUR OUTCOMES

- More Associations delivering against BBNZ's constitution.
- More players who are members with Associations and feel their best interests are looked after.

- Better awareness of basketball so more people participate in the game.
- More people participating at grassroots level.
- More players who agree that basketball is easy, accessible, and fun to play.



### OUR STRATEGIES

- Identify and resolve capacity and capability issues within Associations.
- Develop and maintain policies and procedures for tournaments, teams, and game administration.
- Help Associations deliver against BBNZ's constitution.

- Provide initiatives such as Kiwi Hoops, and coach and referee development programmes to help develop players, coaches, officials, and administrators.
- Help ensure suitable facilities for community basketball.
- Support the development and delivery of community programmes.
- Promote the BBNZ brand to generate greater interest in the game.



# OUR MISSION

To make basketball a cornerstone sport for New Zealanders and to achieve success on the world stage.

THE PLAYER PATHWAY	HIGH PERFORMANCE	FINANCIALLY SUSTAINABLE
Nurture players from a young age through to the elite level and beyond.	Provide players the opportunity to represent New Zealand and excel on the world stage.	Strengthen BBNZ's financial position and capacity to invest in the game.
<ul style="list-style-type: none"> <li>• More players who keep playing so they get to the highest level they are capable of.</li> <li>• More players who agree that basketball has provided every opportunity for them to reach their potential.</li> </ul>	<ul style="list-style-type: none"> <li>• Equal opportunities for men and women to perform on the world stage.</li> <li>• Placings in pinnacle events by both men's and women's teams.</li> <li>• More players regularly competing against the best in the world.</li> </ul>	<ul style="list-style-type: none"> <li>• Increase BBNZ's revenue from funders.</li> <li>• More players who say there is no financial barrier to their participation.</li> </ul>
<ul style="list-style-type: none"> <li>• Identify potential high performance players through the National Talent Programme.</li> <li>• Help ensure there are suitable facilities to develop players, coaches, officials, and administrators.</li> <li>• Support the running of regional and national tournaments.</li> <li>• Promote opportunities for officials and coaches to progress past community level.</li> </ul>	<ul style="list-style-type: none"> <li>• Provide opportunities for players, coaches, officials and administrators to perform at the elite level and on the international stage.</li> <li>• Help ensure facilities are suitable to hold high performance events.</li> <li>• Run and promote national teams.</li> <li>• Help to ensure New Zealand is well represented at FIBA.</li> </ul>	<ul style="list-style-type: none"> <li>• Identify new sources of revenue.</li> <li>• Attract new sponsors.</li> <li>• Maintain and develop existing funding and sponsorship relationships.</li> <li>• Support Associations' fundraising efforts and financial viability.</li> </ul>



# 2016 HIGHLIGHTS

**2,430  
GAMES**

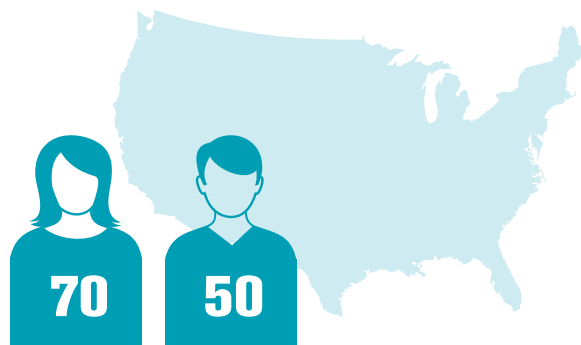
**707  
TEAMS**

**53 GRADES**

The BBNZ Tournaments team ran 22 school and age group basketball tournaments - 53 grades, 707 teams and 2,430 games (not including the Burger King 3x3 Quest Tour).

U13 participation significantly increased, with a total of 108 teams across three regional championships, compared to 87 teams in 2015.

New Zealand continued to be well represented in the US, with more than 50 men and 70 women signed to US colleges on basketball scholarships (including redshirts). At least four US colleges sent scouts to the New Zealand Secondary Schools National Championships.



New Zealanders could watch more New Zealand-based basketball, with live streaming of 27 NBL games, four full days of the WBC, the 3x3 World Tour Qualifier games in Auckland, two full days for each of the U15, U17, U19 and U23 nationals, and the National Secondary Schools Championships.

Māori Television also televised 24 games of the National Secondary Schools Championships plus the Tall Blacks' games at the Olympic Qualifying Tournament in the Philippines.

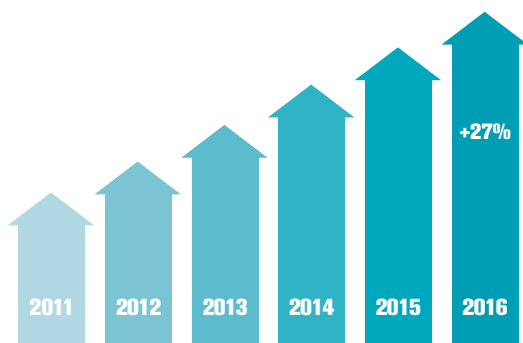
The 35<sup>th</sup> NBL took place, with the Wellington Saints winning their ninth championship.



WBC winners, the Alloyfold Canterbury Wildcats, unbeaten during the 2016 season.

**3  
years**

BBNZ secured a new major sponsor for the Tall Blacks - **Chinese company Golden Star International Limited** - between 2017 and 2019.



Figures from the New Zealand Secondary Sports Council showed basketball as the fastest growing sport among the **Top 10 New Zealand sports**,

with a 27% increase in the number of secondary school players between 2011 and 2016.

The Burger King 3x3 Quest Tour took place in 15 locations around the country with a record number of registrations. The winners of the Open Men's division, Team Auckland, travelled to Beijing to compete in the World Tour Masters.

The U18 New Zealand teams finished in the top five in FIBA U18 3x3 World Championships in Kazakhstan (fourth men, fifth women).

BBNZ received a record

**\$1.84 million**  
**TAB** funding.



The Tall Ferns beat world number three Spain, number five Czech Republic, and higher ranked Montenegro and Latvia. The Tall Blacks came third in the Atlas Challenge, with a win over China.

Development of the New Zealand Select teams gave our elite men and women more opportunity to perform on the international stage. The men toured China, while the women played China in New Zealand.



The Junior Tall Blacks made history by beating Australia and qualifying for the 2017 FIBA U19 World Cup.

The Junior Tall Ferns toured China, plus hosted a home series against Japan in Christchurch. Site Weld Ltd became a sponsor of the team for one year.

250 athletes trialed for the New Zealand U16, U17 and U18 boys' and girls' teams.

BBNZ hosted the first Kiwi talent camp in Australia.

Anti-violence and sexual awareness programmes added to our National Talent Development age group camps.



Five Junior Tall Blacks attended NBA's and FIBA's Basketball Without Borders Camp for Asia. Of these, Quinn Clinton, Sam Waardenburg and Taane Samuels were selected for the Global BWB camp in New Orleans, commencing February 2017.

113 people became accredited Kiwi Hoops coaches and 23 became accredited community coaches.

Tall Blacks Head Coach, Paul Henare, was accepted onto the prestigious HPSNZ Coach Accelerator Programme that commences in 2017.

Six of BBNZ's coaches were accepted onto Sport New Zealand's high profile two-year Performance Coach Advance programme.

Nele Nicovic (Auckland) and Sean Fuller (South Canterbury) continue their FIBA European Coaching Certificate Programme.

BBNZ worked through the first year of a two-year media agreement with New Zealand's largest media agency, NZME. Alongside other communications initiatives, including working closely with basketball writers, the use of NZME's basketball page has assisted in raising the level of basketball exposure across NZME's channels, with a 100% increase in coverage compared to the previous 12 months.



Ryan Jones became 3x3 FIBA Qualified and attended the FIBA U16 European Championship in Poland.

Matt Bathurst attended the World Atlas Challenge in China and the William Jones Cup in Taiwan.

Three New Zealand referees attended the U18 Oceania Championships in Fiji.

FIBA's Carl Jungebrand ran a FIBA Head Referees' clinic for New Zealand referees.



BBNZ signed a deal with DMC Sport to provide a new online shop on the BBNZ website, offering a range of licensed products.



# NATIONAL TEAMS



**In 2016, the Tall Blacks focused on qualifying for the Olympic Games in Rio. Having missed out on directly qualifying for the Games, after losing to the Australian Boomers in the 2015 FIBA Oceania Series, the Tall Blacks had to attempt qualifying through one of the Olympic Qualifying Tournaments (OQT) in July 2016.**

.....

FIBA's new Olympic qualification system was introduced for 2016, with three OQTs held in three different cities around the world, with a qualification spot for the Rio Olympics only given to the three teams that won their respective OQTs.

The Tall Blacks' OQT campaign included the Atlas International Challenge in China and a European tour that included games against the national teams of Iran, Latvia, and Lithuania before the OQT in Manila. The build-up programme involved many challenging games, with the team winning a bronze medal at the Atlas Challenge but later losing all three games in Europe.

Competition in Manila was tough, with France and host nation Philippines in the Tall Blacks' pool. The Tall Blacks achieved their first goal on the Road to Rio with a gutsy and skilful 89-80 win over a determined Philippines team in front of a partisan home crowd, booking a place in the semi-finals.

The Tall Blacks were then left rueing missed opportunities that led to possibly the biggest miss of the tournament - the chance to topple world number five, France, in a fully-fledged FIBA tournament - going down in pool play 66-59 in a tight defensive arm wrestle.

Already outsized and outranked, the Tall Blacks then lost big man Isaac Fotu to injury early in the semi-final, yet still pushed opponents Canada to the brink before bowing out of the tournament 78-72 in an enthralling battle. With this loss, the Tall Blacks lost their chance to qualify for the Rio Olympics, ending their 2016 campaign earlier than originally hoped.









**As with the Tall Blacks, the Tall Ferns lost the chance to qualify directly for the Rio Olympics in 2015. As a result, in 2016 they also shifted their sights to the 2016 FIBA OQT in France and its second chance opportunity to qualify for Rio. Of the 12 teams at the qualifying tournament, only the top five would earn the right to compete in Rio. This task became even tougher for the Tall Ferns when they were drawn with heavyweights France (ranked four in the world) and Cuba (13) in their pool.**

.....

Head Coach Kennedy Kereama was fortunate to have the majority of New Zealand's elite players available. Captain Natalie Taylor was unable to play due to becoming a new mother, but the Tall Ferns were able to recall veterans Antonia (Toni) Edmondson, Jillian Harmon and Erin Rooney to their ranks.

A squad of 16 players was juggled over the course of an extensive six-week build-up campaign, including tournaments and friendlies in China, Latvia, Belarus and Spain. From the 10 teams the Tall Ferns faced, nine of them were ranked higher. That did not stop the team from claiming victories against highly ranked Spain (ranked three in the world), Czech Republic (five), Latvia (17), and Montenegro (29). They were also close to taking Belarus (10) and Cuba (13), but narrowly fell to both. The quality games brought out the best of the players with Toni Edmondson, Micaela Cocks, Kalani Purcell, Chevannah Paalvast, Jillian Harmon, Penina Davidson and Deena Franklin all starring in winning performances at one stage or another.

Having provided the parochial home crowd at the OQT with a fright the night before with a high-class first half effort against France (before eventually going down 70-52), the Tall Ferns were desperate to bounce back with a win against Cuba. However, the dream of Rio ended with a foul in the final two seconds of the game, resulting in a heartbreaking 64-62 loss.

While the Tall Ferns did not qualify for the Rio Olympics, there were a number of outstanding performances against world-class teams during the preparation for the OQT, illustrating that we are bridging the gap. The wider squad possesses the physical talent and basketball skills comparable to many of the teams that regularly make the top eight internationally. As they acquire more experience through more international games, and time spent together as a team, BBNZ believes their performances will become more consistent.









## New Zealand SELECT


**In 2016, BBNZ announced the formation of New Zealand Select teams. With the Oceania and Asia Zones merging, resulting in more internationals, there is a need to expose a wider group of players to elite basketball to better prepare our wider talent pool for international demands. There is also a need to give these players an insight into the high performance culture of the Tall Blacks' and Tall Ferns' environments, and the legacy and mana that comes with wearing the black singlet. If these players need to step up to Tall Black and Tall Fern level, they need to be ready.**

.....

As a result of positive relationships with China, both the men's and women's New Zealand Select sides gained opportunities against Chinese teams.

The New Zealand Select women's team, a largely New Zealand domiciled team, debuted with a two-test series against China B on home soil. Unfortunately, China B was too strong, but the Select women performed admirably.

The New Zealand Select men's team travelled to China for three games against Montenegro, Cameroon, and the Shenzhen Leopards (Chinese NBL team). These games provided invaluable international experience for the players, going down against Montenegro 83-68, winning against Cameroon 72-70, and losing to the Shenzhen Leopards 73-71 in the final game.



## NATIONAL 3X3 TEAMS

The pressure was on the New Zealand U18 men's 3x3 team as they arrived in Astana, Kazakhstan, as the favourites after winning the World Championship title in both 2011 and 2015. The team, coached by Anthony Corban, was again fortunate to have some taller players, including 2015 MVP Tai Wynyard and Samuel Waardenburg.

.....



The team finished the pool games undefeated, edging Uruguay by one point in the quarter-final (16-15) before being beaten 21-16 in their semi-final by the tournament surprise package, Qatar. They then lost to Italy in the bronze medal match 21-14, finishing the tournament in fourth place. On the upside, Tai Wynyard was named in the All-Tournament Team and Hamish McDonald took out the silver medal in the individual shooting competition.

The New Zealand U18 women's 3x3 team also impressed on the world stage, managing to beat some powerhouse teams to advance through pool play unbeaten. Despite being considerably outsized, the women delivered outstanding performances to triumph over quality opposition including Turkey (seeded four at the tournament) and Spain (five). Unfortunately they fell short at the first play-off hurdle, losing by two points to the Czech Republic, ending the tournament ranked fifth in the world - up from 12th at the previous World Championships.

New Zealand performed with distinction, being the only nation to have both men and women ranked inside the top five at the tournament.

2016 also included the FIBA 3x3 World Championships held in Guangzhou, China in October. This is always a difficult event to win and the New Zealand men's team had an enormous challenge in Pool A, which featured the three teams that stood on the podium in 2014 - reigning champions Qatar, silver medallists Serbia, and bronze medallists Russia. Unfortunately the New Zealand team lost all their pool games, finishing 19<sup>th</sup> out of 20 teams.

The women's team did not fare much better, winning only one of their pool games and finishing 12<sup>th</sup>.





# NATIONAL JUNIOR TEAMS U16 AND U19

**In 2016, BBNZ also introduced the New Zealand Select concept at the U16 age group level, in order to develop a wider squad of players as we aim to become one of the best national teams at all levels in the new FIBA Asia zone. The 10 best players were selected in the New Zealand U16 team to compete at the U16 Australian State Championships, while another 10 were selected in the New Zealand Select U16 team for the MediBank Classic Junior tournament in Melbourne.**

.....

The New Zealand U16 boys finished fifth at the eight-day Australian State Championships. The team won seven of their nine games, losing only to the two finalists - Victoria Metro and Victoria Country. The U16 girls finished seventh with a 5-4 win/loss record, a position that reflected their standing in the competition - the tier just outside the top two or three teams.

The FIBA U18<sup>1</sup> Oceania Championships were held in Suva, Fiji in December 2016. Due to a lack of resources, the Junior Tall Blacks prepared for this pinnacle event only in New Zealand, through a 13-month build-up programme. As a result, the Junior Tall Blacks participated in the Hoop Nations Tournament twice, the U23 National Championships, and had a number of local scrimmages to prepare them for the Oceania Championships.

In Suva, the Junior Tall Blacks won their pool games against Samoa and New Caledonia convincingly, 122-35 and 137-22 respectively. The team then moved into the final with a dominant performance against Guam, winning 116-54. Coached by Daryl Cartwright, the team then pulled off a stunning victory in the final, defeating tournament favourites Australia 57-51. This result meant they

became the first New Zealand age group team in history to qualify for a FIBA World Championships - beating our powerful, well-funded rivals made the victory even sweeter. The Junior Tall Blacks now head to Cairo for the FIBA U19 World Cup in July 2017.

The Junior Tall Ferns' 15-month campaign featured some quality events, with an international tour to China to compete in a Four-Nations Tournament, a rare home series against China U19 Women, and taking part in the Hoop Nations Tournament where they claimed the Elite Women's title. In each case the players were forced to compete against better resourced, bigger and faster teams. The strategy against these teams was to compete for every possession, every loose ball, create disruption and then execute to the best of our ability on offense.

After comfortably qualifying for the final the Junior Tall Ferns were unable to overcome Australia at the FIBA Oceania Championships.

Many of the Junior Tall Ferns signed US college scholarships at Division 1 schools, where they will continue their development. This is an encouraging sign for future Tall Ferns' rosters.

<sup>1</sup> BBNZ uses the New Zealand definition of age, which is one year different from FIBA - we say U19, but that translates to U18 in FIBA terms.





# NATIONAL LEAGUES AND CHAMPIONSHIP TOURNAMENTS

## NATIONAL BASKETBALL LEAGUE



**The 2016 National Basketball League (NBL) was the 35th running of the competition, with the Wellington Saints (Saints) claiming their ninth NBL title in their 16th Grand Final appearance, with a 94-82 win over the James Blond Supercity Rangers (Rangers).**

.....

The Final Four weekend was hosted at the home of the SIT Zero Fees Southland Sharks (Sharks), in what is arguably one of the best NBL venues in the country - ILT Stadium in Invercargill.

After defeating the Sharks in front of a sell-out crowd, the Saints were able to back it up in the final against the Rangers. Despite dropping their last four games in the regular season, the Rangers found some form with a win in the second semi-final over tournament favourites Canterbury Rams, who had finished the regular season first equal at the top of the table with the Saints.

Despite the Sharks missing out on the top two, the Invercargill fans showed up in large numbers, with a near sell-out crowd attending the final. The locals showed support for their franchise's best player and 2016 Saints coach, Kevin Braswell, who became the first rookie coach to win a title since Pero Cameron, who did it with the Saints in 2010.

Tai Wesley scored 19 for the Saints, winning back-to-back titles and consecutive finals' MVPs. Torrey Craig added 15, but his major contribution was at the defensive end, managing to hold 2014 MVP Corey Webster to 12 points on 4/18 shooting. Saints' small forward Leon Henry scored a game high 26 points and 13 rebounds, to help claim his fourth title.

The 2016 NBL featured 27 games live-streamed through BBNZ's media partner NZME's *New Zealand Herald* website. There was a strong following that has helped secure further live streaming alongside games that will be televised on Māori Television in 2017.

With an 'All of Basketball' approach in mind, 2016 also saw the first Community Basketball Plans developed with teams, to encourage a coordinated approach to coaching in schools throughout their communities. It was an inspiring first move towards a better connection between high performance and community basketball.



# WOMEN'S BASKETBALL CHAMPIONSHIP



**The 2016 Women's Basketball Championship (WBC) was held over three three-day tournaments - Tauranga in March, Nelson in April and Porirua in May. In the end the Alloyfold Canterbury Wildcats claimed the championship title.**

.....

The season opened with 10 teams lining up to contest the championship. The Junior Tall Ferns also featured, using the Tauranga and Nelson events as preparation for their 2016 campaign.

After two rounds, six teams met at the finals in Porirua, with Pool A made up of the Alloyfold Canterbury Wildcats (Wildcats), Waitakere Lady Rangers and Waikato Wizards (Wizards). Pool B comprised Oceana Gold Rush Otago, Auckland Counties Manukau Lady Hawks (Lady Hawks) and Taranaki Thunder. The Plate competition consisted of four teams - the Capital Flyers, the Tauranga City Coasters, Te Tai Tokerau Phoenix, and Nelson Sparks.

The Wildcats remained unbeaten throughout the 2016 WBC campaign, with 14 straight wins, to deservedly claim the title. They produced a slick performance in the final to defeat the Wizards 68-54.

Lori McDaniel, Head Coach of the Wildcats, paid tribute to a number of players after the final. "It is a lot of effort from all the girls, everyone has contributed and Shea Crotty has been a fantastic leader at point guard. Fran Edmondson has done a great job. She is not a traditional type of post player. She's a wriggly, bendy kind of an athlete but it's great to watch. I also want to commend Ashley Gayle on a controlled true posting game today and I'm really proud of how she played".

In the Plate Final, a dominant Capital Flyers lifted the silverware from the Lady Hawks with a 65-35 victory. It was a performance of pace and polish, which demonstrated why they were regarded as one of the form teams in the second half of the season.





# NATIONAL BASKETBALL CHAMPIONSHIP



**The National Basketball Championship (NBC) is a competition designed to find the best Association-based team in New Zealand. The competition has residence-based eligibility and provides an opportunity for players to represent their Association - effectively their hometown.**

**In 2016 the NBC moved south from Auckland to Porirua. Unfortunately, the women's competition could not go ahead due to low team registrations, which meant the three-day tournament was held with only seven men's teams competing.**

The men's NBC final featured a number of past and present NBL players, including four former Tall Blacks. The finalists - Canterbury Knights (the Knights) and Hutt Valley - both performed at a consistently high level throughout the tournament, dropping just one game each on their way to the title game.

The final lived up to expectations. Canterbury led going into the fourth quarter 65-63, but with 40 seconds remaining they were down by four. Marty Davison (21) hit what initially looked to be a three pointer with a foul, sending the mainly Hutt-supporting crowd into shock. However, a few moments later it became clear that the whistle was, in fact, for Davison stepping out of bounds.

Marques Whippy (22) pushed right until the end for the Knights, only for Brendon Polyblank (15) to put the game out of Canterbury's reach at the free-throw line, seeing Hutt Valley claim the Championship, 92-87. Hutt Valley's Nico Buckrell (27) showed fine shooting form to claim the tournament MVP.



# NATIONAL AND REGIONAL CHAMPIONSHIP TOURNAMENTS

## 3X3

Following the success of the 2015-16 Burger King 3x3 Quest Tour, the Secondary Schools 3x3 National Slam continued to attract solid entries, totalling 63 in 2016. Held in Auckland at Waitakere's Trusts Arena, the local schools continued to turn out in force.

In the junior section, Westlake Girls' High School defeated Hamilton Girls' High School 11-7 in the girls' grand final. In the boys' final Rongotai College, who had travelled from Wellington, took the trophy home by doing enough to beat Rosmini College 13-8 in a fast-paced encounter.

After finishing runners up in 2015, Hamilton Girls' High School got their hands on the senior girls' 3x3 Slam title by defeating a well-oiled New Plymouth Girls' High School 11-9 in a tense finish. In a repeat of the 2015 senior boys' final, Rangitoto College Blue took on Westlake Boys' High School. In what turned out to be a lop-sided affair, Rangitoto eased their way to a convincing 21-13 win, making it back-to-back 3x3 National Slam titles for the school.

## SECONDARY SCHOOLS NATIONAL CHAMPIONSHIPS

The SAS Sports 'A' and 'AA' Secondary Schools National Championships turned out to be one of the most exciting and heartbreaking tournaments of the 2016 season. Kahawai Productions and Māori Television once again covered the tournament. Twenty-four games were live-streamed on Māori Television's website and then broadcast after the tournament.

As in recent years, the 'A' competition finals were on day four, with the girls up first. 2015 runners up, Opunake High School, came back hungry to get their hands on the 'A' crown again. In the end Waihi College was no match for Opunake's starting five, who put on a scoring exhibition in their 78-46 victory. Waihi's Petra McCowatt fought hard for Waihi (19p/19r) and solidified her place in the tournament team alongside Opunake's Simone Cook (12), Tara Clement (22) and the eventual 'A' girls' tournament MVP, Iritana Hohaia (19).

In the 'A' boys' final, St Kevin's College were back in the grand final after a

year's hiatus, with the local boys' school, Manukura, making it to the final with the home crowd right behind them. The game ebbed and flowed for four quarters until regular time ended at 58-58. It only took one overtime period to crown St Kevin's the 2016 'A' boys' National Champions, sinking Manukura 71-68. Matthew Brien (24), the eventual 'A' competition's MVP, did the damage with 24 points alongside Youheng Peng (20) who muscled past Manukura's Matangirei Hipango (16) and Shaka Riddel-Horua (14).

The 'AA' competition did not disappoint. The girls' final match up pitted pre-tournament favourites, St Peter's School Cambridge, against underdogs Mt Albert Grammar School (MAGS). Led by Charlissee Leger-Walker (35p/14r) and Kendell Heremaia (17p/10r), St Peter's held MAGS at bay despite everything Trinity Paeu (14) and Sharne Pupuke-Robati (13p/10r) threw at them. St Peter's closed the door on MAGS 68-53, succeeding in their quest to win back-to-back national titles.

Hometown favourites, Palmerston North Boys' High School, kept their dream





# NATIONAL AND REGIONAL CHAMPIONSHIP TOURNAMENTS continued

alive in the 'AA' boys' competition by making it to the grand final to play titleholders Rangitoto College. A packed Central Energy Trusts Arena Manawatu witnessed an amazing comeback from the Palmerston North team after being down 60-35 at half time.

With less than eight seconds left on the clock, and leading 80-79, Palmerston North had a chance to seal the game, but a missed free throw dropped into eventual 'AA' competition MVP Samuel Waardenberg's (18) hands who got it up court quickly to Cameron Stone (9). Stone threw up a buzzer beater, from two metres behind the three point arc, to stun the home crowd and snatch the 2016 'AA' National Championship title 82-80.

Palmerston North Boys' big man, Callum McRae (33p/17r/2b), was a force to be reckoned with and help from Oscar Oswald (22) brought them back to within touching distance. On Rangitoto's side, Dan Fotu (27p/7r/5a) was a stand out in the final with a great all-round performance.

## AGE GROUP AND U13 REGIONAL CHAMPIONSHIPS

2016 saw Harbour Basketball amass four of the eight age group national titles, clinching the U23 men's, U19 women's, U17 boys' and U15 girls' National Championship titles. Waikato managed to reclaim their U17 girls' crown and grabbed a well-deserved U23 women's title. In the U19 men, Auckland Counties Manukau took home the trophy, while in the U15 boys' tournament Wellington took out the championship.

Increased participation in the U13 age group continued in 2016, with a total of 108 teams across three regional championships (compared to 87 teams in 2015).

A and B grades were again offered to both boys and girls at each tournament. At the Northern Regional Championships, Harbour A claimed both the boys' and girls' A grade titles, Counties Manukau Black secured the boys' B grade trophy

and Waitakere West Premis took home the girls' B grade.

At the Central Regional Tournament, Hawke's Bay won both the boys' B grade and girls' A grade titles, Hutt Valley Green won the boys' A grade and Taranaki Country went home with the girls' B grade crown.

The trophies did not make it out of Canterbury in the Southern Regional Championship. Canterbury dominated the boys' grades, with Canterbury Black the A grade champions and Canterbury White B the B grade champions. In the girls' competition, North Canterbury won the A grade and North Canterbury B won the B grade.









# NATIONAL ACTIVITIES

## ALUMNI

**BBNZ hosts annual Alumni events in order to maintain a connection with those players, coaches and staff who have represented New Zealand at the highest level of the game.**

Basketball needs the support of all our previous generations but equally owes them the acknowledgement they deserve as representatives of our country. A very well attended Alumni event was held in Auckland in November, in conjunction with a SKYCITY Breakers game. Ninety-two Alumni were hosted at the Fairway Conference Centre before watching the Breakers defeat Illawarra at the North Shore Events Centre.

## AWARDS

**The 2016 BBNZ Awards, which recognised contributions to basketball that occurred in 2015, were held in conjunction with the BBNZ AGM on 20 May 2016. Twenty-three recipients were honoured at the events, including 14 inductees into the inaugural Hall of Fame. The many stories from Hall of Fame recipients were inspirational.**

The recipients of the 2016 Awards were:

**Cedric Cudby Volunteer Award**  
Darrel Flynn-Thompson

**Ian Goodwin Services to Officiating Award**  
Rae Garland

**Carolyn Grey Award for Female Coach of the Year**  
Leanne Walker

**Keith Mair Award for Male Coach of the Year**  
Anthony Corban

**Lance McLoughlin Trophy for Female Junior Player of the Year**  
Krystal Leger-Walker

**Ambassadors Trophy for Male Junior Player of the Year**  
Tai Wynyard

**Female Player of the Year**  
Kalani Purcell

**Male Player of the Year**  
Corey Webster

**Long Service Award (50 Years)**  
Pauline Paterson

**Hall of Fame**  
Irone Brough†  
Zena Gay†  
Maurice A (Jerry) McDougall†  
Allan Bruce†  
Brydon Harvey†  
Sir Lance Cross†  
Carolyn Grey  
Steve McKean  
Stan Hill  
David Rout  
Anita Hannen  
Barry Wilson  
Colin Agnew  
Cedric Cudby

† Deceased



*Tai Wynyard receiving the Ambassadors Trophy for Male Junior Player of the Year*



*Mere Smith receiving, on behalf of her daughter Leanne Walker, the Carolyn Grey Award for Female Coach of the Year*



*Steve McKean receiving a HOF on behalf of Stan Hill who was unavailable to attend the ceremony*



*Dawn Gaskill receiving, on behalf of her niece Krystal Leger-Walker, the Lance McLoughlin Trophy for Female Junior Player of the Year*



Anita Hannen receiving her HOF



Steve McKean receiving his HOF



Barry Wilson receiving his HOF



Carolyn Grey receiving her HOF



Cedric Cudby receiving his HOF



Colin Agnew receiving his HOF



David Rout receiving his HOF



Pauline Paterson receiving a Long Service Award (50 years)



Anthony Corban receiving the Keith Mair Award for Male Coach of the Year



Hilary Carr receiving a HOF on behalf of her father Brydon Harvey (deceased)



Darrel Flynn-Thompson receiving the Cedric Cudby Volunteer Award



Mike Gay receiving a HOF on behalf of his mother Zena Bell Gay (deceased)



Pamela Meekings-Stewart receiving a HOF on behalf of her father Sir Lance Cross (deceased)



HOF inductees and on behalf of recipients



Paul Henare received trophies on behalf of Kalanai Purcell and Corey Webster for Female and Male Players of the Year



Sue Rose receiving a HOF on behalf of her mother Irone Brough (deceased)



Peter Crowhen receiving a HOF on behalf of Maurice A. (Jerry) McDougall (deceased)



Rae Garland receiving the Ian Goodwin Services to Officiating Award



Scott Bruce receiving a HOF on behalf of his father Allan Bruce (deceased)



## BURGER KING 3X3 QUEST TOUR

The summer of 2015/16 saw the third Burger King 3x3 Quest Tour visit 15 locations around the country, with 905 games, 1,474 players and 396 teams across eight categories (male and female U14, U16, U18 and Open grades) participating.

Three new locations were added to the Tour - Rotorua, New Plymouth and Invercargill. The stand out events were Christchurch (55 teams and 209 players) and Dunedin (38 teams and 149 players).

Burger King invested in a street poster campaign in all centres on the Tour and NZME provided on-air advertising and promotion through their Flava station.

2016 was the first year where the Tour had 'Quest' status, which resulted in seven eligible winning Open men's teams from around the country participating in a World Tour Qualifier Final in Auckland on 2 April. This event was held at the ASB Stadium, Kohimarama and was live-streamed.

The winning team, Team Auckland, then represented their city at the World Tour Masters in Beijing, China in September. Team Auckland comprised players John Harrison, Rory Fannon, James McLeod, and Karl Noyer, with David Huxford the manager. The first round was cut throat, with four pools of three teams - Team Auckland was knocked out after not winning their pool, with losses to Hamamatsu (Japan) and Wukesong (China).

As 3x3 is BBNZ's summer sport, it spans two calendar years, so late in 2016 preparations were made for the 2016-17 Burger King 3x3 Quest Tour, with four events held in late 2016.

## COACH DEVELOPMENT

### KIWI HOOPS AND COMMUNITY COACHING COURSES

In 2016, the Kiwi Hoops and community coaching courses and modules continued to be delivered in the regions, with approximately 113 accredited Kiwi Hoops coaches and 23 accredited community coaches completing the courses. BBNZ has been very encouraged by the continued positive response we have received from basketball communities and is delighted with the number of people taking up these community-focused coaching opportunities. 2017 will see the implementation and delivery of the third coaching course in the BBNZ coaching framework - the 'performance' level.

### HIGH PERFORMANCE SPORT NEW ZEALAND COACH ACCELERATOR PROGRAMME

Tall Blacks' Head Coach, Paul Henare, was accepted onto the prestigious High Performance Sport New Zealand (HPSNZ) Coach Accelerator Programme that commences in 2017. This is the first time in the eight years since the programme began that a basketball coach has been included. A number of high profile New Zealand coaches, including Steve Hansen (All Blacks) and Mike Hesson (Black Caps), have participated in the two-year programme and have spoken highly of what they learned from the experience and how it shaped their approach to coaching their respective national teams.

### SPORT NEW ZEALAND PERFORMANCE COACH ADVANCE PROGRAMME

The Performance Coach Advance (PCA) is a new initiative introduced by Sport New Zealand in 2014 to improve the quality of coaching provided to pre-elite emerging athletes. BBNZ would like to congratulate Jody Cameron (Head Coach, Junior Tall Ferns), Lori McDaniel (Head Coach, New Zealand U17 girls), Morgan Maskell (Assistant Coach, New Zealand U16 boys), Anthony Corban (Head Coach, New Zealand U18 boys 3x3), Brent Matehaere (former Head Coach, Junior Tall Ferns) and James Ballinger (former Assistant Coach, New Zealand U16 girls) who were accepted and completed their first year of the PCA, which is aligned to HPSNZ's Pathway to Podium programme. Sport New Zealand decided to extend the PCA course, so now these coaches will continue their lessons into 2017.

# COMMUNITY

**2016 was a busy and exciting year for community basketball. New participation programmes released in 2015 were expanded and a range of new initiatives linked to the BBNZ strategy were introduced.**

## REGIONAL SUPPORT

Improving basketball's delivery infrastructure is one of the key strategic priorities for BBNZ. Part of this is offering better support to our regions, which was a key focus in 2016. To help, two new positions were established - Regional Support Manager and Manager Development and Technology Services.

Several regional projects were supported during the year and a range of new services were developed for Associations. Regional plans were commenced in Manawatu, Auckland and Taranaki. The Capital Zone Basketball Trust was also established in 2016 to provide a shared services model for basketball in the region.

The aim of these regional plans is to bring together key stakeholders including Associations, councils and regional sports trusts, to ensure there is a coordinated approach to delivering, promoting and developing basketball.

As part of new constitutional requirements, the first annual review of Associations was completed, providing an insight into the current strengths and opportunities for Associations across the country. This process also helps identify areas where collaboration between Associations can benefit regions.

## ASSOCIATION SERVICES

A range of new services were developed and released in 2016, including the exciting new technology services Glory League and, at the end of the year, the new game management system - The Huddle - powered by SportsTG.

Glory League is a world first player engagement platform that allows players to relive and share their game videos, highlights and statistics while also automating Associations' league management processes. Associations and facilities have been quick to embrace this exciting new technology, with 32 courts installed and operational in 2016.

The Huddle helps Associations manage their day-to-day activities from team registrations and competition management to comprehensive membership databases.

A range of other services for travel, accommodation, business suppliers, player services, equipment, apparel and health services were also available to Associations in 2016.

## COMMUNITY PROGRAMMES

The national junior participation programme, Kiwi Hoops, continued its impressive growth in 2016 with more than 10,000 young people participating in the programme in schools across the country.

The network of BBNZ Zone Trainers continued to deliver coach and referee education across the country.

## COMMUNITY BASKETBALL FUNDING

BBNZ distributed more than \$160,000 for community development in 2016.

This funding programme is supported by New Zealand Community Trust and is targeted towards the delivery of Kiwi Hoops, community coaching and referee development.

In July, the first year of a new four-year funding investment in BBNZ by Sport New Zealand commenced. This increased investment of \$590,000 per annum recognises the progress BBNZ has made in recent years and the huge participation potential of basketball.

## COMMUNITY ADVISORY GROUPS

The Community Advisory Group met four times during the year and provided an important link between BBNZ and Associations in the six zones around the country. The Group also worked with BBNZ staff to complete a review of national age group championships.

We would like to acknowledge and thank the Group members - Jill Bolger (Southland), Sara Archdale (Marlborough), Willie Taurima (Porirua), Kevin Fenwick (New Plymouth), Mark Rogers (Tauranga City) and Dave Mackay (ABSL), who finished after four years of service.

A Women's Advisory Group was established in 2016 with the objective of developing a strategy to grow the female game.



# TEAMS AND RESULTS

## TALL BLACKS

### ATLAS CHALLENGE SUZHOU, CHINA

#### PLAYERS

Tom Abercrombie Pinar Karsiyaka Izmir/  
SKYCITY Breakers (TUR)  
BJ Anthony Wellington Saints  
Everard Bartlett SIT Zero Fees Southland  
Sharks  
Finn Delany Mike Pero Nelson Giants/  
SKYCITY Breakers  
Isaac Fotu CAI Zaragoza (ESP)  
Shea Ili Wellington Saints/SKYCITY  
Breakers  
Michael Karena Canterbury Rams/Wright  
State University (USA)  
Rob Loe Limburg United (BEL)  
Jordan Ngatai Augusta Taranaki  
Mountainairs/SKYCITY Breakers  
Derone Raukawa SIT Zero Fees Southland  
Sharks/SKYCITY Breakers  
Ethan Rusbatch Canterbury Rams  
Mika Vukona (c) James Blond Supercity  
Rangers/SKYCITY Breakers  
Corey Webster James Blond Supercity  
Rangers/SKYCITY Breakers  
Tai Webster Nebraska Cornhuskers (USA)

#### COACH

Paul Henare

#### ASSISTANT COACHES

Pero Cameron  
Ross McMains

#### MANAGER

Andrew Dewhurst

#### PHYSIOTHERAPIST

Anousith Bouaaphone

#### STRENGTH AND CONDITIONING COACH

Gavin Cross

Beat Belarus	80-65
Beat Japan	73-68
Beat China B	98-74
Lost to Lithuanian Club Team	65-80
Beat China B (Bronze Medal Game)	90-84

### EUROPEAN TOUR AND OLYMPIC QUALIFYING TOURNAMENT

#### PLAYERS

Tom Abercrombie Pinar Karsiyaka Izmir/  
SKYCITY Breakers (TUR)  
BJ Anthony Wellington Saints  
Everard Bartlett SIT Zero Fees Southland  
Sharks  
Isaac Fotu CAI Zaragoza (ESP)  
Shea Ili Wellington Saints/SKYCITY Breakers  
Michael Karena Canterbury Rams/Wright  
State University (USA)  
Rob Loe Limburg United (BEL)  
Jordan Ngatai Augusta Taranaki  
Mountainairs/SKYCITY Breakers  
Derone Raukawa SIT Zero Fees Southland  
Sharks/SKYCITY Breakers  
Mika Vukona (c) James Blond Supercity  
Rangers/SKYCITY Breakers  
Corey Webster James Blond Supercity  
Rangers/SKYCITY Breakers  
Tai Webster Nebraska Cornhuskers (USA)

#### COACH

Paul Henare

#### ASSISTANT COACHES

Pero Cameron  
Ross McMains

#### MANAGER

Andrew Dewhurst

#### PHYSIOTHERAPIST

Anousith Bouaaphone

#### STRENGTH AND CONDITIONING COACH

Gavin Cross

### LATVIAN TOUR

RIGA, LATVIA

Lost to Iran	72-75
Lost to Latvia	55-84

### LITHUANIAN FRIENDLY

KLAIPEDA, LITHUANIA

Lost to Lithuania	58-88
-------------------	-------

### FIBA OLYMPIC QUALIFYING TOURNAMENT

MANILA, PHILIPPINES

Beat Philippines	89-80
Lost to France	59-66
Lost to Canada	72-78



## NEW ZEALAND SELECT MEN'S TEAM

### CHINESE TOUR SHENZHEN, CHINA

#### PLAYERS

BJ Anthony (c) Wellington Saints  
Finn Delany Mike Pero Nelson Giants/  
SKYCITY Breakers  
Sam Dempster Mike Pero Nelson Giants  
Jordan Ngatai Augusta Taranaki  
Mountainairs/SKYCITY Breakers  
Houston O'Riley Augusta Taranaki  
Mountainairs  
Derone Raukawa SIT Zero Fees Southland  
Sharks/SKYCITY Breakers  
Angus Riley Bryant University (USA)  
Ethan Rusbatch Canterbury Rams  
Brook Ruscoe James Blond Supercity  
Rangers  
Tony Tolovae Augusta Taranaki Mountainairs  
Yanni Wetzell St Mary's University (USA)

#### COACH

Pero Cameron

#### ASSISTANT COACHES

Michael Fitchett  
Daryl Cartwright

#### MANAGER

Andrew Dewhurst

#### PHYSIOTHERAPIST

Anousith Bouaaphone

#### OPERATIONS MANAGER

Peter Kadar

Lost to Montenegro	68-83
Beat Cameroon	72-70
Lost to Shenzhen Leopards (CHN)	71-73





## TALL FERNS

### CHINA TOUR AND EUROPE TOUR

#### PLAYERS

Stella Beck Saint Mary's College of California (USA)  
Brooke Blair\* Idaho State University (USA)  
Jessica Bygate Adelaide Lightning (AUS)  
Micaela Cocks Townsville Fire (AUS)  
Penina Davidson University of California (USA)  
Antonia Edmondson Perth Lynx (AUS)  
Deena Franklin Auckland Counties Manukau Lady Hawks  
Jordan Hunter Auckland Counties Manukau Lady Hawks  
Krystal Leger-Walker Waikato Wizards  
Katelin Noyer\* Waitakere Lady Rangers  
Chevannah Paalvast Townsville Fire (AUS)  
Kalani Purcell Brigham Young University (Provo) (USA)  
Erin Rooney Cote D'Opale Basket Calais (FRA)  
Lisa Wallbutton Perth Redbacks (AUS)

\*China only

#### COACH

Kennedy Kereama

#### ASSISTANT COACHES

Aik Ho  
Chris Lucas

#### MANAGER

Gail McLauchlan

#### PHYSIOTHERAPIST

Ariane Carroll

#### STRENGTH AND CONDITIONING COACH

Adam Wolski

### FOUR NATIONS TOURNAMENT

HENGYANG, XINLINHOT, CHINA

Lost to China	24-84
Lost to Montenegro	61-71
Beat Czech Republic	72-64
Lost to China	52-90
Beat Montenegro	79-76
Lost to Czech Republic	53-56

### LATVIA TOUR

RIGA, LATVIA

Beat Latvia	70-64
Lost to Latvia	52-72

### FOUR NATIONS TOURNAMENT

MINSK, BELARUS

Lost to Belarus	74-78
Lost to Turkey	39-70
Lost to Japan	59-75

### SPAIN TOUR AND OLYMPIC QUALIFYING TOURNAMENT

#### PLAYERS

Stella Beck Saint Mary's College of California (USA)  
Micaela Cocks Townsville Fire (AUS)  
Penina Davidson University of California (USA)  
Antonia Edmondson Perth Lynx (AUS)  
Deena Franklin Auckland Counties Manukau Lady Hawks  
Jillian Harmon Le Murra Lucca (ITA)  
Jordan Hunter Auckland Counties Manukau Lady Hawks  
Chevannah Paalvast Townsville Fire (AUS)  
Kalani Purcell Brigham Young University (Provo) (USA)  
Erin Rooney Cote D'Opale Basket Calais (FRA)  
Josephine Stockill Colgate University (USA)  
Lisa Wallbutton Perth Redbacks (AUS)

#### COACH

Kennedy Kereama

#### ASSISTANT COACHES

Aik Ho  
Chris Lucas

#### MANAGER

Gail McLauchlan

#### PHYSIOTHERAPIST

Ariane Carroll

#### STRENGTH AND CONDITIONING COACH

Adam Wolski

### SPAIN TOUR

ASTURIAS, SPAIN

Beat Spain	54-52
Lost to Spain	60-80

### FIBA OLYMPIC QUALIFYING TOURNAMENT

NANTES, FRANCE

Lost to France	52-70
Lost to Cuba	62-64

## NEW ZEALAND SELECT WOMEN'S TEAM

CHINESE SERIES  
AUCKLAND, NEW ZEALAND

### PLAYERS

Brooke Blair Idaho State University (USA)  
Tiarna Clarke Harbour  
Shea Crotty Alloyford Canterbury Wildcats  
Fran Edmondson Alloyford Canterbury Wildcats  
Ashley Gayle Alloyford Canterbury Wildcats  
Mary Goulding Alloyford Canterbury Wildcats/Fordham University (USA)  
Jodi Hikuroa-Jeffrey Nelson Sparks  
Janet Main Oceana Gold Rush Otago  
Katelin Noyer Waitakere Lady Rangers/California State University, Fresno (USA)  
Shalae Salmon Capital Flyers/Brigham Young University (USA)  
Soraya Umanga-Jensen Oceana Gold Rush Otago  
Charlotte Whittaker North Canterbury

### COACH

Jody Cameron

### ASSISTANT COACH

Lori McDaniel

### MANAGER

Justine Reed

Lost to China B	62-91
Lost to China B	51-84





## NZ U19 MEN JUNIOR TALL BLACKS

### PLAYERS

Joshua Aitcheson Otago  
Samson Aruwa Auckland  
Flynn Cameron Gold Coast  
Tobias Cameron Gold Coast  
Quinn Clinton Canterbury  
Takiula Fahrensohn Waitakere West Auckland  
Daniel Fotu Harbour  
Isaac Letoa Harbour  
Hamish McDonald Waikato  
Callum McRae Palmerston North  
Taane Samuel Wellington  
Samuel Waardenburg Harbour

### COACH

Daryl Cartwright

### ASSISTANT COACHES

Gavin Briggs  
Leyton Haddleton

### MANAGER

Charles Maaka

### PHYSIOTHERAPIST

Dawn Chalmers

### FIBA U18 OCEANIA CHAMPIONSHIPS

SUVA, FIJI

Beat Samoa	122-35
Beat New Caledonia	137-22
Beat Guam (semi-final)	116-54
Beat Australia (final)	57-51

**Finished first**



## NZ U19 WOMEN SQUAD

### PLAYERS

Coola Baudry Waitakere West Auckland  
 Tiarna Clarke\* Harbour  
 McKenna Dale\* Mansfield, CT, USA  
 Katie Diakhaby Harbour  
 Aliyah Dunn\* Southland  
 Darci Finnigan Waitakere West Auckland  
 Jayden Fuiava\* Brisbane (AUS)  
 Kendell Heremaia\* Waikato  
 Alyssa Hirawani\* Waikato  
 Joellen How New Plymouth  
 Zara Jillings\* Harbour  
 Charlissee Leger-Walker\* Waikato  
 Esra McGoldrick\* Canterbury  
 Sariah Penese Porirua  
 Bayley Ransfield New Plymouth  
 Akiene Reed\* Harbour  
 Nicole Ruske\* Otago  
 Stirling Walker-Pitman Waikato  
 Maia Watling Palmerston North  
 Charlotte Whittaker\*  
 North Canterbury

\*Played at the FIBA U18 Oceania Championships

### COACH

Brent Matehaere

### ASSISTANT COACHES

Trent Adam  
 Bronwen Davidson

### MANAGER

Melanie Bennett

### PHYSIOTHERAPIST

Janet Main

## FIBA U18 OCEANIA CHAMPIONSHIPS

SUVA, FIJI

Beat Guam	132-18
Beat New Caledonia	126-15
Beat Papua New Guinea	121-13
Beat Samoa	108-25
Lost to Australia	52-107

**Finished second**

## CHINA SERIES

CHRISTCHURCH, NEW ZEALAND

Lost to China	64-72
Lost to China	58-76

## ATLAS INTERNATIONAL YOUTH WOMEN'S BASKETBALL TOURNAMENT

FORSHAN, RUCHENG, JIYUAN, CHINA

Lost to USA Select	57-70
Lost to China	53-59
Lost to Poland	48-65
Lost to USA Select	63-81
Lost to China	58-68
Beat Poland	72-54
Lost to USA Select	46-64
Lost to China	67-75
Lost to Poland	65-72





## NZ U16 BOYS

### PLAYERS

Shalom Broughton Tauranga  
Tom Cowie Southland  
Mitchell Dance Harbour  
Joseph Hylton Harbour  
Kainoa Lepou Waikato  
Logan McIntosh Harbour  
Jared Thornton Harbour  
Morgan Trott Taranaki Country  
Ezrah Vaigafa Wellington  
Marvin Williams-Dunn Auckland

### COACH

Dave Mackay

### ASSISTANT COACHES

Dave Bublitz  
Vincent Minjares

### MANAGER

Delwyn Whale

### PHYSIOTHERAPIST

Anousith Bouaaphone

## AUSTRALIAN U16 STATE CHAMPIONSHIPS

MELBOURNE, AUSTRALIA

Lost to VIC Metro U16 Men	76-83
Beat WA Country U16 Men	131-45
Beat SA Country U16 Men	84-65
Beat NSW Country U16 Men	87-55
Beat QLD South U16 Men	73-58
Beat NT U16 Men	104-37
Lost to VIC Country U16 Men	68-79
Beat QLD South U16 Men	65-50
Beat SA Country U16 Men	84-45

**Finished fifth**

## NZ U16 SELECT BOYS

### PLAYERS

Tyler Auelua Wellington  
Emmerson Kavakura Wellington  
Cullen Marsters Waikato  
Corban Mason Waikato  
Louis Oskam Canterbury  
Harrison Payne Waitakere West Auckland  
Anzac Rissetto Nelson  
Colin Robins Canterbury  
Reihana Topia-Maxwell Harbour  
Nathan Walker Southland

### COACH

Dave Mackay

### MANAGER

Benjamin Curtin

## MEDIBANK AUSTRALIAN JUNIOR CLASSIC

MELBOURNE, AUSTRALIA

Lost to Hawthorn	66-33
Lost to Central Districts	65-52
Beat Blackburn	76-65
Beat Woodville Warriors	50-48
Lost to Northern Suburbs	41-56
Lost to Sandrigam	74-54

**Finished 11th**



## NZ U16 GIRLS

### PLAYERS

Ella Bradley Waikato  
 Isabelle Cook Taranaki Country  
 Gracie Hasler-Ewins Harbour  
 Charlissee Leger-Walker Waikato  
 Jordyn Maddix Harbour  
 Caitlin O'Connell Taranaki Country  
 Sharne Pupuke-Robati Auckland Counties  
 Manukau  
 Briarley Rogers Tauranga  
 Rosalia Samia Hawke's Bay  
 Rashaan Smith Harbour

### COACH

Angela Perrott-Hunt

### ASSISTANT COACHES

Tane Bennett  
 Morgan Maskell

### MANAGER

Anna Inger

### PHYSIOTHERAPIST

Anousith Bouaaphone

## AUSTRALIAN U16 STATE CHAMPIONSHIPS

MELBOURNE, AUSTRALIA

Lost to Queensland North	63-79
Beat NSW Metro	63-53
Lost to ACT	77-62
Lost to Victoria Metro	53-80
Beat WA Country	78-52
Lost to SA Country	57-68
Lost to SA Metro	56-63
Lost to Victoria Country	68-81
Beat Queensland North	61-53

**Finished seventh**

## NZ U16 SELECT GIRLS

### PLAYERS

Olivia Avery Nelson  
 Tayla Dalton Harbour  
 Mareta Davidson Harbour  
 Parehuia Delamere Harbour  
 Isabella Elgar Harbour  
 Emily Knight Canterbury  
 Koha Lewis Waikato  
 Eniselina Pale Marlborough  
 Ashlee Strawbridge Mid Canterbury  
 Moanekah Va'ai Auckland

### COACH

Angela Perrott-Hunt

### MANAGER

Sandra Partridge

## MEDIBANK AUSTRALIAN JUNIOR CLASSIC

MELBOURNE, AUSTRALIA

Lost to Ballarat	52-60
Lost to Forestville Eagles	33-71
Lost to Keilor	39-44
Lost to Eastern Mavericks	36-48
Beat Basketball ACT	49-32
Beat Dandenong	39-32

**Finished 11th**





## NZ 3X3 OPEN MEN

### PLAYERS

Rory Fannon North Harbour  
Nicholas Fee Waikato  
Karl Noyer Auckland  
Hamish Sheridan Waikato

### COACH

Anthony Corban

### MANAGER

Justine Reed

## FIBA 3X3 WORLD CHAMPIONSHIPS GUANGZHOU, CHINA

Lost to Russia	12-22
Lost to Italy	11-21
Lost to Qatar	16-21
Lost to Serbia	17-20

**Finished 19th**

## NZ 3X3 OPEN WOMEN

### PLAYERS

Georgia Agnew Waikato  
Deena Franklin Harbour  
Breana Jones Harbour  
Krystal Leger-Walker Waikato

### COACH

Anthony Corban

### MANAGER

Justine Reed

## FIBA 3X3 WORLD CHAMPIONSHIPS GUANGZHOU, CHINA

Beat Poland	13-10
Beat Ukraine	14-12
Lost to Netherlands	9-20
Beat Indonesia	20-18

**Finished 12th**





## NZ 3X3 U18 MEN

### PLAYERS

Isaac Letoa Harbour  
Hamish McDonald Waikato  
Samuel Waardenburg Harbour  
Tai Wynyard Waitakere West Auckland

### COACH

Anthony Corban

### ASSISTANT COACH

Leanne Walker

## FIBA 3X3 U18 WORLD CHAMPIONSHIPS ASTANA, KAZAKHSTAN

Beat Philippines	21-11
Beat Spain	21-17
Beat Hungary	21-13
Beat Brazil	21-8
Beat Uruguay (quarter-final)	16-15
Lost to Qatar (semi-final)	16-21
Lost to Italy (bronze medal game)	14-21

**Finished fourth**

## NZ 3X3 U18 WOMEN

### PLAYERS

Kendell Heremaia Waikato  
Alyssa Hirawani Waikato  
Zara Jillings Harbour  
Charlissee Leger-Walker Waikato

### COACH

Anthony Corban

### MANAGER

David Huxford

## FIBA 3X3 U18 WORLD CHAMPIONSHIPS ASTANA, KAZAKHSTAN

Beat Egypt	21-13
Beat Guatemala	19-2
Beat Turkey	14-8
Beat Spain	16-13
Lost to Czech Republic (quarter-final)	11-13

**Finished fifth**





## NBL

### SEMI-FINAL 1

James Blond Supercity Rangers	104
Corey Webster 28, Terrence Roberts 25, Lindsay Tait 18, Eric Devendorf 16	
Canterbury Rams	85
McKenzie Moore 35, Marcel Jones 17, Michael Karena 13	

#### OFFICIALS

Dallas Pickering  
Melony Wealleans  
Yalla Edwards

### SEMI-FINAL 2

Wellington Saints	79
Torrey Craig 21, Tai Wesley 20, Bryan Davis 13, Shea Ili 13	
SIT Zero Fees Southland Sharks	75
Alex Pledger 17, Nick Kay 16, Duane Bailey 15, Everard Bartlett 12, Mitch Norton 11	

#### OFFICIALS

Tim Brown  
Sean Cronin  
Matt Bathurst

### FINAL

Wellington Saints	94
Leon Henry 26, Tai Wesley 19, Torrey Craig 15, Benny Anthony Jr 14	
James Blond Supercity Rangers	82
Lindsay Tait 20, Corey Webster 12, Brook Ruscoe 12, Reuben Te Rangi 11, Mika Vukona 11	

#### OFFICIALS

Tim Brown  
Dallas Pickering  
Melony Wealleans

## NBL AWARDS 2016

#### FINALS MOST VALUABLE PLAYER

Tai Wesley Wellington Saints

#### ALAN BLAND MEMORIAL TROPHY

Leading Individual Scorer  
Eric Devendorf James Blond Supercity Rangers

#### REGULAR SEASON WINNERS

Canterbury Rams

#### GARRY PETTIS MEMORIAL TROPHY

Leading Individual Rebounder  
Alex Pledger SIT Zero Fees Southland Sharks

#### MOST VALUABLE PLAYER

McKenzie Moore Canterbury Rams

#### NEW ZEALAND MOST VALUABLE PLAYER

Lindsay Tait James Blond Supercity Rangers

#### DAVE TAYLOR TROPHY

Leading Assists  
McKenzie Moore Canterbury Rams

#### NIAL FORSYTH TROPHY

Best Team Free-Throw Percentage  
Mike Pero Nelson Giants

#### ALL-STAR FIVE

Ray Cowells Mike Pero Nelson Giants  
Torrey Craig Wellington Saints  
Marcel Jones Canterbury Rams  
McKenzie Moore Canterbury Rams  
Alex Pledger SIT Zero Fees Southland Sharks

#### ROOKIE OF THE YEAR

Logan Elers Augusta Taranaki Mountainairs

#### KEITH CARR TROPHY

Most Outstanding Guard  
McKenzie Moore Canterbury Rams

#### JOHN MACDONALD TROPHY

Most Outstanding New Zealand Guard  
Shea Ili Wellington Saints

#### COMMISSIONER'S CUP

Most Outstanding Forward  
Marcel Jones Canterbury Rams

#### STAN HILL TROPHY

Most Outstanding New Zealand Forward/Centre  
Marcel Jones Canterbury Rams

#### COACH OF THE YEAR

Ross McMains Augusta Taranaki Mountainairs

#### REFEREE OF THE YEAR

Matt Bathurst Canterbury

#### ADMINISTRATOR OF THE YEAR

Bernie Smith Augusta Taranaki Mountainairs

#### MEDIA AWARD

Logan Savory Southland Times

## WBC

### SEMI-FINAL 1

Alloyfold Canterbury Wild Cats	70
Fran Edmondson 14, Ashley Gayle 11, Terai Sadler 11	
Taranaki Thunder	38
Jess Tuki 15	

#### OFFICIALS

Jason McCable  
Sam Pan

### SEMI-FINAL 2

Waikato Wizards	51
Kendell Heremaia 17, Alyssa Hirawani 11	
Oceana Gold Rush Otago	48
Natalie Visger 12, Soraya Umaga-Jensen 10	

#### OFFICIALS

Marty Davidson  
Elliot Duncan

### FINAL

Alloyfold Canterbury Wild Cats	68
Ashley Gayle 13, Terai Sadler 11, Fran Edmondson 10, Courtney Hamblin 10	
Waikato Wizards	54
Alyssa Hirawani 24, Kendell Heremaia 10, Miriam Stevens 10	

#### OFFICIALS

Marty Davidson  
Elliot Duncan

## WBC AWARDS 2016

#### CHAMPIONSHIP WINNERS

Alloyfold Canterbury Wild Cats

#### CHAMPIONSHIP RUNNERS UP

Waikato Wizards

#### JUNIOR PLAYER OF THE YEAR

Kendell Heremaia Waikato Wizards

#### MOST VALUABLE PLAYER

Fran Edmondson Alloyfold Canterbury  
Wild Cats

#### PLATE WINNERS

Capital Flyers

#### COACH OF THE YEAR

Lori McDaniel Alloyfold Canterbury Wild Cats

#### MANAGER/ADMINISTRATOR OF THE YEAR

Ushma Shah Alloyfold Canterbury Wild Cats

#### SERVICES TO WOMEN'S BASKETBALL

Mata Cameron Te Tai Tokerau Phoenix

#### ALL-STAR FIVE

Fran Edmondson Alloyfold Canterbury  
Wild Cats

Jodi Hikuroa-Jeffrey Nelson Sparks

Krystal Leger-Walker Waikato Wizards

Jessica Tuki Taranaki Thunder

Soraya Umaga-Jensen Oceana Gold  
Rush Otago



## NBC MEN

### PORIRUA

#### SEMI-FINAL 1

Canterbury Knights	93
Martin Davison 23, James Cawthorn 17, Derek Albersten 16, Marques Whippy 11	
Porirua	74
Ross Taurima 16, Brook Ruscoe 13, Arthur Trousdell 12, Randall Bishop 11	

#### OFFICIALS

Leon Demetriades  
Oceen Reed  
Jilly Harris

#### SEMI-FINAL 2

Hutt Valley	100
Nico Buckrell 22, George Le'Afa 19, Jamal Mikaio 18, Brendon Polyblank 18	
Harbour	95
Kevin Braswell 34, Leon Henry 20, Jaylen Gerrand 16, BJ Anthony 10	

#### OFFICIALS

Shane Nikora  
Ryan Jones  
Apai Apai

#### FINAL

Hutt Valley	92
Nico Buckrell 27, Elliot Stubbins 18, Jamal Mikaio 16, Brendon Polyblank 15	
Canterbury Knights	87
Marques Whippy 22, Martin Davison 21, Derek Albersten 14, Daniel Pau'u 14	

#### OFFICIALS

Yalla Edwards  
Ryan Jones  
Apai Apai

#### MOST VALUABLE PLAYER

Nico Buckrell Hutt Valley

#### MEN'S ALL-STAR FIVE

Nico Buckrell Hutt Valley  
Jaylen Gerrand Harbour  
George Le'afa Hutt Valley  
Brook Ruscoe Porirua  
Marques Whippy Canterbury Knights



# WHEELCHAIR NATIONAL CHAMPIONSHIPS

## WAITAKERE

### DIVISION 1 FINAL

Auckland Wheelbreakers	66
Te Puke o Te Whai Warriors	30

### OFFICIALS

Helen Rosenburg Sydney  
Matthew Wells Sydney

### MOST VALUABLE PLAYER

Sheldon Larsen Waikato A

### TOURNAMENT TEAM

Panchpreet Dhillon Auckland Wheelbreakers  
Sheldon Larsen Waikato A  
James Russell Auckland Wheelbreakers  
Mark Sullivan Auckland Wheelbreakers  
Eamon Wood Mid-West

### DIVISION 2 FINAL

Auckland Development	35
Te Raki Troopers Northland	21





## U23 NATIONAL CHAMPIONSHIPS

### TAURANGA

#### MEN'S FINAL

Harbour	93
Liam Thornton 21, Anamata Haku 20, Jordy Jamieson 12, Nicholas Brophy 11	
Canterbury A	81
Samuel Smith 21, Derek Albersten 16, Taylor Britt 15, Nathan Campbell 11	

#### OFFICIALS

Leon Demetriades  
Oceen Reed  
Sam Pan

#### MOST VALUABLE PLAYER

Anamata Haku Harbour

#### TOURNAMENT TEAM

Taylor Britt Canterbury A  
Dane Brooks Taranaki  
Pierce Bryers Te Tai Tokerau  
Isaac Davidson Waitakere West  
Nicholas Fee Waikato  
Anamata Haku Harbour  
Mathew Lacey Harbour  
Samuel Smith Canterbury A  
Jackson Stubbins Hutt Valley  
Liam Thornton Harbour

#### WOMEN'S FINAL

Waikato	64
Kelcy Ballantyne 17, Kendell Heremaia 12, Stirling Walker-Pitman 10	
Otago	50
Nicole Ruske, Brittany Richards 11, Jeanie Pattison 9	

#### OFFICIALS

Apai Apai  
Rhys Hamilton  
Tayla Ammunson

#### MOST VALUABLE PLAYER

Kendell Heremaia Waikato

#### TOURNAMENT TEAM

Kelcy Ballantyne Waikato  
Tiarna Clarke Harbour Maroon  
Makayla Daysh Tauranga City  
Kendell Heremaia Waikato  
Breana Jones Counties Manukau  
Krystal Leger-Walker Waikato  
Maria Milani Waitakere West  
Brittany Richards Otago  
Connie Poletti Canterbury  
Nicole Ruske Otago





## U19 NATIONAL CHAMPIONSHIPS

### NELSON

---

#### MEN'S FINAL

---

Auckland Counties 1	82
Zarne Leuluia-Huges 20, Sioeli Vaiangina 15, Connor Woodbridge 12, Samuel Aruwa 10	
Canterbury A	73
Sam Lees 27, Toby Gillooly 13, Matt Dukes 12	

---

#### OFFICIALS

James Campion  
Tayla Ammunson

---

#### MOST VALUABLE PLAYER

Samuel Aruwa Auckland Counties Manukau 1

---

#### TOURNAMENT TEAM

Josh Aitcheson Otago  
Samuel Aruwa Auckland Counties Manukau 1  
Matthew Breen Otago  
Matthew Dukes Canterbury  
Toby Gillooly Canterbury  
Sam Lees Canterbury  
Zarne Leuluia-Huges Auckland Counties Manukau 1  
Hamish MacDonald Waikato  
Ezra Simmons Waikato  
Joel Vaiagina Auckland Counties 1

---

#### WOMEN'S FINAL

---

Harbour	61
Zara Jillings 20, Tabitha Jenkins 10, Coola Tayla Baudry 8, Katie Diakhaby 8	
Waikato	53
Kendell Heremaia 25, Alyssa Hirawani 10	

---

#### OFFICIALS

Rhys Hamilton  
Mariah McCarthy-Wilson

---

#### MOST VALUABLE PLAYER

Katie Diakhaby Harbour

---

#### TOURNAMENT TEAM

Tiarna Clarke Harbour  
Katie Diakhaby Harbour  
Kendell Heremaia Waikato  
Alyssa Hirawani Waikato  
Tabitha Jenkins Harbour  
Esra McGoldrick Canterbury  
Zara Jillings Harbour  
Zarya Poulava Waikato  
Bayley Ransfield Taranaki  
Stirling Walker-Pitman Waikato



## U17 NATIONAL CHAMPIONSHIPS

### NORTH HARBOUR

#### BOYS' FINAL

Harbour A	94
Harrison Clarke 21, James Moors 18, Mitchell Dance 16, Peter Jenkins 13	
Palmerston North	63
Oscar Oswald 18, Tama Faamausili 13, Lachlan Scott 9	

#### OFFICIALS

Tayla Ammunson  
Duran Whiu

#### MOST VALUABLE PLAYER

James Moors Harbour A

#### TOURNAMENT TEAM

Harrison Clarke Harbour A  
William Harrison Canterbury A  
Tom Higgins Central Country  
Peter Jenkins Harbour A  
Kale Lawson Waitakere West  
Connor McLaughlin Canterbury A  
James Moors Harbour A  
Jack Morrison Auckland Counties 1  
Oscar Oswald Palmerston North  
Lachlan Scott Palmerston North

#### GIRLS' FINAL

Waikato	64
Charlissee Leger-Walker 24, Riva Walker- Pitman 10, Zhanay Hettig 9, Koha Lewis 9	
Waitakere West	46
Mele Latu 15, Priscilla Tuala 11, Elianna Tuaiti 9	

#### OFFICIALS

Jacob Cromb  
Brad Clive

#### MOST VALUABLE PLAYER

Charlissee Leger-Walker Waikato

#### TOURNAMENT TEAM

Aimee Book Tasman  
Chanel Brodeur-Muir Harbour A  
Zhanay Hettig Waikato  
Grace Hunter Wellington  
Mele Latu Waitakere West  
Charlissee Leger-Walker Waikato  
Tsubasa Nisbet Canterbury  
Sharne Pupuke-Robati Auckland Counties 1  
Elianna Tuaiti Waitakere West  
Charlotte Whittaker North Canterbury





## U15 NATIONAL CHAMPIONSHIPS

### WELLINGTON

---

#### BOYS' FINAL

Wellington	95
Ezrah Vaigafa 38, Emmerson Kavakura 16, Umuumu Kaufusi 11, Tafara Gapare 10	
Harbour A	83
Dominic Chen 20, Logan Gibb 15, Reuben Paull 14, Cian Emery 10	

---

#### OFFICIALS

Nikki Livingstone  
Shelton Harris

---

#### MOST VALUABLE PLAYER

Ezrah Vaigafa Wellington

---

#### TOURNAMENT TEAM

Dominic Chen Harbour A  
Cian Emery Harbour A  
Logan Gibb Harbour A  
Emmerson Kavakura Wellington  
Caleb Manaakitanga Smiler Waikato A  
Harrison Payne Waitakere West Prems  
Mac Stodart Otago  
Kopere Tanoa Palmerston North  
Okirano Tilaia Canterbury A  
Ezrah Vaigafa Wellington

#### GIRLS' FINAL

Harbour A	76
Jazzmyne Kailahi-Fulu 29, Jessica Moors 22, Emilia Shearer 16	
Waikato	73
Leila Hemi-Ta'Ala 17, Quaye Walker-Eketone 16, Keyani Leith 16, Honor Wilson 11	

---

#### OFFICIALS

James McDuff  
Caiden Gordon

---

#### MOST VALUABLE PLAYER

Jazzmyne Kailahi-Fulu Harbour A

---

#### TOURNAMENT TEAM

Jazzmyne Kailahi-Fulu Harbour A  
Ashleigh Kells Palmerston North  
Jessica Moors Harbour A  
Sila Morris Canterbury  
Caitlin O'Connell Taranaki  
Emilia Shearer Harbour A  
Dominique Stephens Waikato  
Ashlee Strawbridge Canterbury Country  
Yzabelle Tevao Waitakere West  
Quaye Walker-Eketone Waikato



## U13 REGIONAL CHAMPIONSHIPS

### NORTH TOURNAMENT WAITAKERE

#### BOYS

##### A GRADE FINAL TEAM PLACINGS

1. Harbour A
2. Waitakere West Prens
3. Counties Manukau Red
4. Tauranga City
5. Central Country
6. Waikato A
7. Auckland A
8. Counties Franklin
9. Harbour B
10. Rotorua A
11. Hibiscus Coast
12. Harbour Hotshots
13. Te Tai Tokerau

##### B GRADE FINAL TEAM PLACINGS

1. Counties Manukau Black
2. Waitakere West A
3. Auckland B
4. Hibiscus Coast B
5. Waikato B
6. Waitakere West C
7. Harbour Supersonics
8. Harbour Rockets
9. Tauranga City
10. Harbour U11A
11. Harbour Hurricanes
12. Harbour Dominators
13. Rotorua B
14. Harbour U11B
15. Te Tai Tokerau B
16. Harbour Firebirds

#### GIRLS

##### A GRADE FINAL TEAM PLACINGS

1. Harbour A
2. Hibiscus Coast
3. Waikato
4. Counties Manukau
5. Tauranga City
6. Rotorua
7. Harbour B
8. Te Tai Tokerau

##### B GRADE FINAL TEAM PLACINGS

1. Waitakere West Prens
2. Counties Franklin
3. Te Tai Tokerau B
4. Harbour Dream

### CENTRAL TOURNAMENT HAWKE'S BAY

#### BOYS

##### A GRADE FINAL TEAM PLACINGS

1. Hutt Valley Green
2. Palmerston North
3. Hawke's Bay A
4. Porirua Red
5. Wellington Black
6. Taranaki
7. Gisborne

##### B GRADE FINAL TEAM PLACINGS

1. Hawke's Bay White
2. Palmerston North-Levin
3. Palmerston North Green
4. Wellington White
5. Hutt Valley Gold
6. Wellington Gold
7. Hawke's Bay Black
8. Taranaki
9. New Plymouth
10. Porirua White
11. Palmerston North White
12. Kapiti

#### GIRLS

##### A GRADE FINAL TEAM PLACINGS

1. Hawke's Bay
2. Hutt Valley
3. Wellington A
4. Taranaki
5. Gisborne
6. Palmerston North

##### B GRADE FINAL TEAM PLACINGS

1. Taranaki Country
2. Porirua Blue
3. New Plymouth
4. Wellington B
5. Palmerston North
6. Hutt Valley
7. Porirua White
8. Kapiti

### SOUTHERN TOURNAMENT INVERCARGILL

#### BOYS

##### A GRADE FINAL TEAM PLACINGS

1. Canterbury Black
2. North Canterbury A
3. Canterbury Red
4. Nelson
5. Mid Canterbury Green
6. Canterbury White
7. Otago Gold
8. Southland

##### B GRADE FINAL TEAM PLACINGS

1. Canterbury White B
2. Buller
3. Canterbury Black
4. Otago Blue
5. North Otago
6. Canterbury Red B
7. Southland B
8. West Coast
9. North Canterbury B
10. Mid Canterbury Gold
11. South Canterbury
12. Nelson

#### GIRLS

##### A GRADE FINAL TEAM PLACINGS

1. North Canterbury
2. Otago Gold
3. Southland
4. Canterbury Black
5. Nelson
6. Canterbury Red

##### B GRADE FINAL TEAM PLACINGS

1. North Canterbury B
2. Otago Blue
3. South Canterbury
4. Mid Canterbury
5. Buller
6. Canterbury Black B
7. Canterbury Red B
8. Canterbury White

# SECONDARY SCHOOLS NATIONAL 3X3 SLAM

## WAITAKERE

### JUNIOR BOYS

#### FINAL TEAM PLACINGS

1. Rongotai College
2. Rosmini College
3. Rangitoto College Red
4. Wanganui High School
5. Rangitoto College Blue
6. Pukekohe High School A
7. St Peter's College Auckland
8. Sacred Heart College Auckland
9. Glendowie College
10. Long Bay College
11. Orewa College
12. Mission Heights Junior College
13. Pukekohe High School B
14. Ashburton College
15. Rosehill College
16. Tamaki College
17. Te Aroha College

#### CHAMPIONSHIP FINAL OFFICIALS

Raenan Garcia  
Maatua Hiranman-Rua

### JUNIOR GIRLS

#### FINAL TEAM PLACINGS

1. Westlake Girls' High School
2. Hamilton Girls' High School
3. Ashburton College
4. St Mary's College Ponsonby Saints
5. Kavanagh College
6. Massey High School
7. Rangitoto College Blue
8. Mission Heights Junior College
9. St Mary's College Ponsonby Angels
10. Pukekohe High School
11. Rangitoto College Red
12. Tamaki College

#### CHAMPIONSHIP FINAL OFFICIALS

Shannon Loo  
Renee Semmens

### SENIOR BOYS

#### FINAL TEAM PLACINGS

1. Rangitoto College Blue
2. Westlake Boys' High School
3. Rosmini College A
4. Wanganui High School
5. Hillcrest High School
6. Rosmini College B
7. St Peter's College, Auckland
8. Rosmini College C
9. Rongotai College
10. Whangarei Boys' High School
11. Rosehill College 1
12. Ashburton College
13. Rangitoto College Red
14. Pukekohe High School
15. Massey High School
16. One Tree Hill College
17. Long Bay College
18. Rosehill College 2
19. Papakura High School
20. Rangitoto College White
21. Rosehill College 3
22. Hobsonville Point Secondary School
23. Tamaki College
24. Rosehill College 4

#### CHAMPIONSHIP FINAL OFFICIALS

Mariah McCarthy-Wilson  
Shelton Harris

### SENIOR GIRLS

#### FINAL TEAM PLACINGS

1. Hamilton Girls' High School
2. New Plymouth Girls' High School
3. St Peter's School Cambridge
4. Rangitoto College Blue
5. Rangitoto College Red
6. Westlake Girls' High School
7. Massey High School
8. Hobsonville Point Secondary School
9. Rosehill College
10. Tamaki College

#### CHAMPIONSHIP FINAL OFFICIALS

Tayla Ammunson  
Sherhon Martin

### SKILL CHALLENGES

#### DUNK CHAMPION

Hamish McDonald Hillcrest High School

#### 3 POINT CHAMPION

Peter Jenkins Rosmini College





# 'A' SECONDARY SCHOOLS NATIONAL CHAMPIONSHIPS

## PALMERSTON NORTH

### BOYS' FINAL

St Kevin's College	71
Matthew Brien 24, Youheng Peng 20, Alex Gonzales 14	
Manukura	68
Matangirei Hipango 16, Shaka Riddel-Horua 14, Tawhio Te Riini 12, Kahurangi Devonshire 10	

### OFFICIALS

Sam McCartin  
Corey Hogg

### MOST VALUABLE PLAYER

Matthew Brien St Kevin's College

### TOURNAMENT TEAM

Matthew Brien St Kevin's College  
Bradley Colman Waihi College  
Jeremy Ebuén Catholic Cathedral College  
Matangirei Hipango Manukura  
Youheng Peng St Kevin's College  
Shaka Riddel-Horua Manukura  
Dylan Roberston Te Aroha College  
Leonardo Sauvao Sir Edmund Hillary Collegiate  
Cameron Trethewey Stratford High School  
Morgan Trott Stratford High School

### GIRLS' FINAL

Opunake High School	78
Tara Clement 22, Iritana Hohaia 19, Simone Cook 12	
Waihi College	46
Petra McCowatt 19, Korrina Lindsey 10	

### OFFICIALS

Te Kirikauri Pene  
Joel La Roche

### MOST VALUABLE PLAYER

Tara Clement Opunake High School

### TOURNAMENT TEAM

Tara Clement Opunake High School  
Simone Cook Opunake High School  
Bailey Gavin Stratford High School  
Iritana Hohaia Opunake High School  
Salley Kurei Te Kura Kokiri  
Korrina Lindsey Waihi College  
Petra McCowatt Waihi College  
Briarley Rogers Aquinas College  
Estelle Schuler Te Aroha College  
Nicole Stuart Buller High School





# 'AA' SECONDARY SCHOOLS NATIONAL CHAMPIONSHIPS

## PALMERSTON NORTH

### BOYS' FINAL

Rangitoto College	82
Dan Fotu 27, Samuel Waardenburg 18, Zack Te Puni 9, Cameron Stone 9	
Palmerston North Boys' High School	80
Callum Mcrae 33, Oscar Oswald 22, Jack Henry 10	

#### OFFICIALS

Elliot Duncan  
Apai Apai

#### MOST VALUABLE PLAYER

Samuel Waardenburg Rangitoto College

#### TOURNAMENT TEAM

Quinn Clinton Christchurch Boys' High School  
Takiula Fahrensohn Auckland Grammar School  
Daniel Fotu Rangitoto College  
Braden Inger Rangitoto College  
Isaac Letoa Westlake Boys' High School  
Callum McRae Palmerston North Boys' High School  
Thane O'Leary New Plymouth Boys' High School  
Oscar Oswald Palmerston North Boys' High School  
Kruz Perrott-Hunt Rosmini College  
Samuel Waardenburg Rangitoto College

### GIRLS' FINAL

St Peter's School Cambridge	68
Charlisse Leger-Walker 35, Kendell Heremaia 17, Ella Bradley 8	
Mt Albert Grammar School	53
Trinity Paeu 14, Sharne Pupuke-Robati 13, Jada Manase 10	

#### OFFICIALS


Jacob Cromb  
Jason McCabe

#### MOST VALUABLE PLAYER

Charlisse Leger-Walker St Peter's School Cambridge

#### TOURNAMENT TEAM

Ella Bradley St Peter's School Cambridge  
Tiarna Clarke Westlake Girls' High School  
Kendell Heremaia St Peter's School Cambridge  
Alyssa Hirawani Hamilton Girls' High School  
Zara Jillings Westlake Girls' High School  
Mele Latu Auckland Girls' Grammar School  
Charlisse Leger-Walker St Peter's School Cambridge  
Rhyannon Poto Mt Albert Grammar School  
Sharne Pupuke-Robati Mt Albert Grammar School  
Eliana Tuaiti Auckland Girls' Grammar School





# FINANCIAL STATEMENTS

FOR THE YEAR ENDED 31 DECEMBER 2016

<b>CONSOLIDATED STATEMENT OF COMPREHENSIVE REVENUE AND EXPENSE</b>	<b>51</b>
<b>CONSOLIDATED STATEMENT OF CHANGES IN NET ASSETS</b>	<b>52</b>
<b>CONSOLIDATED STATEMENT OF FINANCIAL POSITION</b>	<b>53</b>
<b>CONSOLIDATED STATEMENT OF CASHFLOWS</b>	<b>54</b>
<b>NOTES TO THE CONSOLIDATED FINANCIAL STATEMENTS</b>	<b>55</b>
<b>INDEPENDENT AUDITOR'S REPORT</b>	<b>66</b>

## **NATURE OF BUSINESS**

Basketball New Zealand is the national body for the sport of basketball in New Zealand. Our role is to develop, grow and promote basketball and participants of the game.

## **ADDRESS**

Level 1, 55 Abel Smith Street  
Wellington 6011

## **IRD NUMBER**

13-966-796

## **REGISTRATION NUMBER**

CC33193

## **REGISTRATION DATE**

30 June 2008

## **STATUS**

Registered Charity as at 20/03/2017

## **AUDITORS**

Grant Thornton New Zealand

## **BANKERS**

ANZ Bank

# CONSOLIDATED STATEMENT OF COMPREHENSIVE REVENUE AND EXPENSE

BASKETBALL NEW ZEALAND GROUP  
FOR THE YEAR ENDED 31 DECEMBER 2016

	Notes	2016 \$	2015 \$
<b>Revenue from Non-exchange Transactions</b>			
Gaming Trust funding	7	399,731	465,974
Other grants and donations		29,978	72,767
Sport New Zealand Group funding	16	851,015	761,700
Sports Betting Commission		1,844,531	1,501,566
Sponsorship	15	530,976	477,304
<b>Total Revenue from Non-exchange Transactions</b>		<b>3,656,231</b>	<b>3,279,311</b>
<b>Revenue from Exchange Transactions</b>			
Interest		12,386	19,479
Membership fees		289,620	285,612
Revenue from providing services	14	997,547	1,236,159
Other revenue		33,762	93,126
<b>Total Revenue from Exchange Transactions</b>		<b>1,333,316</b>	<b>1,634,377</b>
<b>Total Revenue</b>		<b>4,989,547</b>	<b>4,913,688</b>
<b>Expenses</b>			
Employee-related costs		1,326,171	1,242,730
Administration costs	11	602,103	651,688
Provision of services to members	17	2,678,898	2,387,590
Sponsorship in kind		350,932	310,975
<b>Total Expenses</b>		<b>4,958,104</b>	<b>4,592,982</b>
<b>Total Expenses</b>		<b>4,958,104</b>	<b>4,592,982</b>
<b>Total Surplus</b>		<b>31,442</b>	<b>320,706</b>
<b>Other Comprehensive Revenue and Expenses</b>		<b>-</b>	<b>-</b>
<b>Total Comprehensive Revenue and Expense</b>		<b>31,442</b>	<b>320,706</b>

The notes to the consolidated financial statements form part of and should be read in conjunction with the consolidated financial statements.





# CONSOLIDATED STATEMENT OF CHANGES IN NET ASSETS

BASKETBALL NEW ZEALAND GROUP  
FOR THE YEAR ENDED 31 DECEMBER 2016

	2016 \$	2015 \$
<b>Accumulated Comprehensive Revenue and Expense</b>		
<b>Opening Balance</b>	<b>904,344</b>	<b>583,638</b>
<b>Comprehensive Revenue and Expenses</b>		
Surplus for the year	31,442	320,706
<b>Total Comprehensive Revenue and Expenses</b>	<b>31,442</b>	<b>320,706</b>
<b>Total Accumulated Comprehensive Revenue and Expense</b>	<b>935,786</b>	<b>904,344</b>
<b>Total Equity</b>	<b>935,786</b>	<b>904,344</b>



# CONSOLIDATED STATEMENT OF FINANCIAL POSITION

BASKETBALL NEW ZEALAND GROUP  
AS AT 31 DECEMBER 2016

	Notes	2016 \$	2015 \$
<b>Assets</b>			
<b>Current Assets</b>			
Cash and cash equivalents		417,666	401,683
Receivables from exchange transactions	12	53,840	247,844
Receivables from non-exchange transactions	13	863,396	764,953
Accrued income		29,028	44,365
Prepayments		33,390	105,410
Stock		38,101	41,058
Bartercard account	18	18,445	57,849
<b>Total Current Assets</b>		<b>1,453,865</b>	<b>1,663,163</b>
<b>Non-current Assets</b>			
Property, plant and equipment	19	138,287	170,628
<b>Total Non-current Assets</b>		<b>138,287</b>	<b>170,628</b>
<b>Total Assets</b>		<b>1,592,153</b>	<b>1,833,791</b>
<b>Liabilities</b>			
<b>Current Liabilities</b>			
Trade and other payables		350,251	411,568
GST payable		129,584	135,179
Unearned income		110,104	315,788
Employee entitlements		66,427	66,912
<b>Total Current Liabilities</b>		<b>656,367</b>	<b>929,448</b>
<b>Total Liabilities</b>		<b>656,367</b>	<b>929,448</b>
<b>Net Assets</b>		<b>935,786</b>	<b>904,344</b>
<b>Net Assets Attributable to the Owners of the Controlling Entity</b>			
Accumulated revenue and expense		935,786	904,344
<b>Total Net Assets Attributable to the Owners of the Controlling Entity</b>		<b>935,786</b>	<b>904,344</b>



**Karen Poutasi** Chairperson  
28 March 2017



**Iain Potter** Chief Executive Officer  
28 March 2017

The notes to the consolidated financial statements form part of and should be read in conjunction with the consolidated financial statements.





# CONSOLIDATED STATEMENT OF CASHFLOWS

BASKETBALL NEW ZEALAND GROUP  
FOR THE YEAR ENDED 31 DECEMBER 2016

	2016 \$	2015 \$
<b>Cashflow</b>		
<b>Cash from Operating Activities</b>		
<b>Cash was Provided From:</b>		
Receipts from exchange transactions	1,210,355	1,287,191
Receipts for membership fees	304,957	241,247
Receipts from non-exchange transactions	2,821,967	2,228,284
Receipts from grants	223,676	361,587
Interest	12,406	19,479
<b>Total Cash was Provided From:</b>	<b>4,573,361</b>	<b>4,137,789</b>
<b>Cash was Applied To:</b>		
Payments to suppliers	(3,188,910)	(2,774,338)
Payments to employees	(1,326,656)	(1,213,073)
<b>Total Cash was Applied To:</b>	<b>(4,515,566)</b>	<b>(3,987,411)</b>
<b>Total Cash from Operating Activities</b>	<b>57,794</b>	<b>150,378</b>
<b>Cashflow from Investing Activities</b>		
<b>Cash was Applied To:</b>		
Purchase of property, plant and equipment	(41,811)	(116,393)
<b>Total Cash was Applied To:</b>	<b>(41,811)</b>	<b>(116,394)</b>
<b>Total Cashflow from Investing Activities</b>	<b>(41,811)</b>	<b>(116,394)</b>
<b>Cashflow from Financing Activities</b>		
<b>Cash was Applied To:</b>		
Repayment of equipment finance	-	-
<b>Total Cash was Applied To:</b>	<b>-</b>	<b>-</b>
<b>Total Cashflow from Financing Activities</b>	<b>-</b>	<b>-</b>
<b>Net Increase/Decrease in Cash Held</b>	<b>15,983</b>	<b>33,984</b>
Add opening cash balance	401,683	367,699
<b>Ending Cash to Carry Forward</b>	<b>417,666</b>	<b>401,683</b>
Bank and cash	417,666	401,683

The notes to the consolidated financial statements form part of and should be read in conjunction with the consolidated financial statements.



# NOTES TO THE CONSOLIDATED FINANCIAL STATEMENTS

BASKETBALL NEW ZEALAND GROUP  
FOR THE YEAR ENDED 31 DECEMBER 2016

.....

## 1. Reporting Entity

Basketball New Zealand is an incorporated society registered under the Incorporated Society Act 1908. Basketball New Zealand is the national body for the sport of basketball in New Zealand. Our role is to develop, grow and promote basketball and participants of the game.

The consolidated financial statements of Basketball New Zealand includes NBL Ltd and Basketball New Zealand Events Ltd ("the Group") and the parent. NBL Ltd and Basketball New Zealand Events Ltd are 100% owned by Basketball New Zealand.

These consolidated financial statements have been approved and were authorised for issue by the Board on 6 April 2017.

## 2. Statement of Compliance

The Group financial statements have been prepared in accordance with Generally Accepted Accounting Practice in New Zealand (NZ GAAP). They comply with Public Benefit Entity International Public Sector Accounting Standards (PBE IPSAS) and other applicable financial reporting standards as appropriate that have been authorised for use by the External Reporting Board for Not-For-Profit entities. For the purposes of complying with NZ GAAP, the Group is a public benefit not-for-profit entity and is eligible to apply Tier 2 Not-For-Profit PBE IPSAS on the basis that it does not have public accountability and it is not defined as large.

The Board has elected to report in accordance with Tier 2 Not-For-Profit PBE Accounting Standards and in doing so has taken advantage of all applicable Reduced Disclosure Regime ("RDR") disclosure concessions.

## 3. Effect of First-time Adoption of PBE Standards on Accounting Policies and Disclosures

This is the first set of financial statements of the Group that is presented in accordance with PBE Standards. The Group has previously reported in accordance with old Generally Accepted Accounting Principles (GAAP). These have been restated to Not-For-Profit PBE IPSAS – RDR. An explanation of how the transition to Tier 2 Not-For-Profit PBE Accounting Standards has affected the reporting Statement of Comprehensive Revenue and Expenses is provided below.

### PBE IPSAS 1 – Presentation of Financial Statements

There are minor differences between PBE IPSAS 1 and the equivalent old GAAP standard. These differences have an effect on disclosure only. The main changes in disclosure resulting from the application of PBE IPSAS 1 are the following:

#### *Receivables from Exchange and Non-exchange Transactions*

In the financial statements of the previous financial year, receivables were presented as a single total in the statement of financial position. However, PBE IPSAS 1 requires receivables from non-exchange transactions and receivables from exchange transactions to be presented separately in the statement of financial position. This requirement affects the presentation of both current and comparative receivables figures. Basketballs (sponsorship in kind) have been recognised in the financials for the first time this year and this affects the presentation of both current and comparative sponsorship figures.

#### *Exchange and Non-exchange Transactions*

##### *Revenue from Non-exchange Transactions*

PBE IPSAS 23 prescribes the financial reporting requirements for revenue arising from non-exchange transactions. There is no equivalent financial reporting standard under old GAAP.

A non-exchange transaction is one in which the Group either receives value from another entity without directly giving approximately equal value in exchange, or gives value to another entity without directly receiving approximately equal value in exchange.

The application of this standard affects the Group's accounting for Sports Betting Commission and Grants.

The layout of comparative figures in the Statement of Financial Performance and Statement of Financial Position for 2015 have been amended accordingly.

##### *Revenue from Exchange Transactions*

An exchange transaction is one in which the Group receives assets or services, or has liabilities extinguished, and directly gives approximately equal value (primarily in the form of cash, goods, services, or use of assets) to another entity in exchange.

## 4. Summary of Accounting Policies

The significant accounting policies used in the preparation of these financial statements as set out below have been applied consistently to both years presented in these financial statements, except where listed above.



#### 4.1 Basis of Preparation

These consolidated financial statements have been prepared on the basis of historical cost and under the assumption that the Group will continue to operate as a going concern in the foreseeable future.

#### 4.2 Functional and Presentational Currency

The consolidated financial statements are presented in New Zealand dollars (\$), which is the Group's functional currency. All numbers presented have been rounded to the nearest dollar, unless otherwise stated.

#### 4.3 Basis of Consolidation

Controlled entities are all those entities over which the controlling entity has the power to govern the financial and operating policies so as to benefit from its activities. The controlled entities are consolidated from the date on which control is transferred and are de-consolidated from the date that control ceases. In preparing the consolidated financial statements, all inter-entity balances and transactions, and unrealised gains and losses arising within the consolidated entity, are eliminated in full. The accounting policies of the controlled entities are consistent with the policies adopted by the Group and have a 31 December reporting date.

All controlled entities are included in the financial statements of the Group.

#### 4.4 Revenue

Revenue is recognised to the extent that it is probable that the economic benefit will flow to the Group and revenue can be reliably measured. Revenue is measured at the fair value of the consideration received. The following specific recognition criteria must be met before revenue is recognised.

#### REVENUE FROM NON-EXCHANGE TRANSACTIONS

##### Grant Revenue

Grant revenue includes grants received from Gaming Trust Funders and Sports New Zealand Group Funding. Grant revenue is recognised when it is received unless there are specific conditions attached that require repayment. In this case, Grant revenue is recognised when specific conditions are met.

##### Donations

Donations are recognised as revenue upon receipt.

##### Sponsorship In Kind

Sponsorship in kind includes basketballs and sports apparel, and is recognised in revenue and expenses when the goods are received. Sponsorships in kind are measured at their fair value as at the date of the acquisition, ascertained by reference to the expected cost that would be otherwise incurred by the Group.

##### Sports Betting Commission

Sports Betting Commission includes sports betting turnover commissions and sports betting profit commissions. Sports betting revenue is recognised on receipt of payment.

#### REVENUE FROM EXCHANGE TRANSACTIONS

##### Membership Fees

Fees received in exchange for monthly access to member services for the full membership year is recognised at the time money is received.

##### Revenue from Providing Services

Revenue from providing services including development programmes (players, coaches and referees) and national tournaments, leagues and events is recognised when the event occurs.

##### Interest

Interest revenue is recognised as it accrues, using the effective interest method.

#### 4.5 Financial Instruments

Financial assets and financial liabilities are recognised when the Group becomes a party to the contractual provisions of the financial instrument.





## Financial Assets

The Group derecognises a financial asset or, where applicable, a part of a financial asset or part of a group of similar financial assets when the rights to receive cash flows from the asset have expired or are waived, or the Group has transferred its rights to receive cash flows from the asset or has assumed an obligation to pay the received cash flows in full without material delay to a third party; and either:

- the Group has transferred substantially all the risks and rewards of the asset; or
- the Group has neither transferred nor retained substantially all the risks and rewards of the asset, but has transferred control of the asset.

Financial assets within the scope of NFP PBE IPSAS 29 Financial Instruments: Recognition and Measurement are classified as financial assets at fair value through surplus or deficit, loans and receivables, held-to-maturity investments or available-for-sale financial assets. The classifications of the financial assets are determined at initial recognition.

The categorisation determines subsequent measurement and whether any resulting revenue and expense is recognised in surplus or deficit or in other comprehensive revenue and expenses. The Group's financial assets are classified as either financial assets at fair value through surplus or deficit, or loans and receivables. The Group's financial assets include cash and cash equivalents, short-term investments, receivables from non-exchange transactions, receivables from exchange transactions and investments.

All financial assets except for those at fair value through surplus or deficit are subject to review for impairment at least at each reporting date. Financial assets are impaired when there is any objective evidence that a financial asset or group of financial assets is impaired. Different criteria to determine impairment are applied for each category of financial assets, which are described below.

Loans and receivables are non-derivative financial assets with fixed or determinable payments that are not quoted in an active market. After initial recognition, these are measured at amortised cost using the effective interest method, less any allowance for impairment.

The Group's cash and cash equivalents and receivables from exchange transactions fall into this category of financial instruments.

## Impairment of Financial Assets

The Group assesses at the end of each reporting period whether there is objective evidence that a financial asset or a group of financial assets is impaired. A financial asset or a group of financial assets is impaired and impairment losses are incurred if there is objective evidence of impairment as a result of one or more events that occurred after the initial recognition of the asset (a 'loss event') and that loss event has an impact on the estimated future cash flows of the financial asset or the group of financial assets that can be reliably estimated.

For financial assets carried at amortised cost, if there is objective evidence that an impairment loss on loans and receivables carried at amortised cost has been incurred, the amount of the loss is measured as the difference between the asset's carrying amount and the present value of the estimated future cash flows discounted at the financial asset's original effective interest rate. The carrying amount of the asset is reduced through the use of an allowance account. The amount of the loss is recognised in the surplus or deficit for the reporting period.

In determining whether there is any objective evidence of impairment, the Group first assesses whether there is objective evidence of impairment of financial assets that are individually significant, and individually or collectively significant for financial assets that are not individually significant. If the Group determines that there is no objective evidence of impairment for an individually assessed financial asset, it includes the asset in a group of financial assets with similar credit risk characteristics and collectively assesses them for impairment. Assets that are individually assessed for impairment and for which an impairment loss is or continues to be recognised are not included in a collective assessment for impairment.

If in a subsequent period, the amount of the impairment loss decreases and the decrease can be related objectively to an event occurring after the impairment was recognised, the previously recognised impairment loss is reversed by adjusting the allowance account. If the reversal results in the carrying amount exceeding its amortised cost, the amount of the reversal is recognised in surplus or deficit.

## Financial Liabilities

The Group's financial liabilities include trade and other creditors (excluding GST and PAYE), employee entitlements, and deferred revenue (in respect to grants and sponsorships whose conditions are yet to be complied with).

All financial liabilities are initially recognised at fair value (plus transaction cost for financial liabilities not at fair value through surplus or deficit) and are measured subsequently at amortised cost using the effective interest method except for financial liabilities at fair value through surplus or deficit.



#### 4.6 Cash and Cash Equivalents

Cash and cash equivalents are short term, highly liquid investments that are readily convertible to known amounts of cash and which are subject to an insignificant risk of changes in value.

#### 4.7 Property, Plant, Equipment and Depreciation

Items of property, plant and equipment are measured at cost less accumulated depreciation and impairment losses. Cost includes expenditure that is directly attributable to the acquisition of the asset. Where an asset is acquired through a non-exchange transaction, its cost is measured at its fair value as at the date of acquisition.

Gains and losses on disposals are determined by comparing the proceeds with the carrying amount of the asset. Gains and losses on disposals are reported net in the surplus or deficit.

The costs of day-to-day servicing of property, plant, and equipment are recognised in the surplus or deficit as they are incurred.

Depreciation is charged on a straight-line basis over the useful life of the asset. The rates are calculated to allocate the cost or valuation of the asset less any estimated residual value over its remaining useful life:

Office furniture and equipment	12%-80.4% Straight Line
Computer equipment	25.2%-48% Straight Line
Team uniforms and equipment	87% Straight Line
Building works	16.67% Straight Line
Motor vehicle	10.2% Straight Line

Depreciation methods, useful lives and residual values are reviewed at each reporting date and are adjusted if there is a change in the expected pattern of consumption of the future economic benefits or service potential embodied in the asset.

#### 4.8 Leases

Payments on operating lease agreements, where the lessor retains substantially the risk and rewards of ownership of an asset, are recognised as an expense on a straight-line basis over the lease term.

#### 4.9 Employee Benefits

##### Wages, Salaries and Annual Leave

Liabilities for wages and salaries and annual leave are recognised in surplus or deficit during the period in which the employee provided the related services. Liabilities for the associated benefits are measured at the amounts expected to be paid when the liabilities are settled.

Employee benefits expected to be settled within 12 months after the end of the period in which the employee renders the related service are measured based on accrued entitlements at current rates of pay.

#### 4.10 Income Tax

Due to its charitable status, the Group is exempt from income tax.

#### 4.11 Goods and Services Tax (GST)

Revenues, expenses and assets are recognised exclusive of GST except for receivables and payables, which are stated with the amount of GST included.

The net amount of GST recoverable from, or payable to, the Inland Revenue Department is included as part of receivables or payables in the Statement of Financial Position.

Cash flows are included in the Statement of Cash Flows on a gross basis and the GST component of cash flows arising from investing and financing activities, which is recoverable from, or payable to, the Inland Revenue Department is classified as part of operating cash flows.

#### 4.12 Equity

Equity is measured as the difference between total assets and total liabilities. Equity is made up of accumulated comprehensive revenue and expense is the Group's accumulated surplus or deficit since its formation.

## 5. Significant Accounting Judgements, Estimates and Assumptions

The preparation of the Group consolidated financial statements requires management to make judgements, estimates and assumptions that affect the reported amounts of revenues, expenses, assets and liabilities, and the accompanying disclosures, and the disclosure of contingent liabilities. Uncertainty about these assumptions and estimates could result in outcomes that require a material adjustment to the carrying amount of assets or liabilities affected in future periods.

### Judgements

In the process of applying the Group's accounting policies, management has made the following judgements, which have the most significant effect on the amounts recognised in the consolidated financial statements:

#### Operating Lease Commitments

The Group has entered into an equipment lease and a lease for their office.

The Group has determined, based on an evaluation of the terms and conditions of the arrangements, such as the lease term not constituting a substantial portion of the economic life of the equipment, that it does not retain all the significant risks and rewards of ownership of these properties and accounts for the contracts as operating leases.

#### Estimates and Assumptions

The key assumptions concerning the future and other key sources of estimation uncertainty at the reporting date, that have a significant risk of causing a material adjustment to the carrying amounts of assets and liabilities within the next financial year, are described below. The Group based its assumptions and estimates on parameters available when the consolidated financial statements were prepared. Existing circumstances and assumptions about future developments, however, may change due to market changes or circumstances arising beyond the control of the Group. Such changes are reflected in the assumptions when they occur.

#### Useful Lives and Residual Values

The useful lives and residual values of assets are assessed using the following indicators to determine potential future use and value from disposal:

- The condition of the asset.
- The nature of the asset, its susceptibility and adaptability to changes in technology and processes.
- The nature of the processes in which the asset is deployed.
- Availability of funding to replace the asset.
- Changes in the market in relation to the asset.

The estimated useful lives of the asset classes held by the Group are listed in Note 4.7.

## 6. Investments in Subsidiaries

During the 2004 year BBNZ registered five new companies as wholly-owned subsidiaries. National Basketball League was formed to take over the administration of the Men's First Division Basketball League from and including 2005 following agreements with the Directors and Shareholders of NZ Basketball League Limited.

New Zealand Basketball Limited, Basketball New Zealand Limited, New Zealand Basketball Development Limited and Basketball New Zealand Development Limited were formed to protect the names in the interest of Basketball New Zealand Inc. These companies did not trade during the 2016 financial year and it is not intended that they will trade in the future.

Subsidiaries	Class of Share	Ownership Interest	
		2016	2015
National Basketball League Limited (NBL)	Ordinary	100%	100%
New Zealand Basketball Limited	Ordinary	100%	100%
Basketball New Zealand Limited	Ordinary	100%	100%
New Zealand Basketball Development Limited	Ordinary	100%	100%
Basketball New Zealand Development Limited	Ordinary	100%	100%
Basketball New Zealand Events Ltd	Ordinary	100%	100%

NBL runs the New Zealand Basketball League, Basketball New Zealand Events Ltd ran the 2009 FIBA U19 World Championships.





## 7. Gaming Machine Grants

	2016	2015
New Zealand Community Trust	204,887	143,003
Lion Foundation	75,000	25,000
Infinity Foundation	12,000	75,358
Trillian Trust	-	55,130
Four Winds Trust	85,064	147,483
Pelorus Trust	6,000	10,000
Pub Charity	6,280	10,000
The Community Trust	10,500	-
<b>Total Gaming Machine Grants</b>	<b>399,731</b>	<b>465,974</b>

## 8. National Development Programmes

This includes the national junior teams, player development programmes and community development projects.

## 9. National Events and Tournaments

This includes national tournaments, women's basketball league, 3x3 national tours, domestic and international series.

## 10. National Basketball League

	2016	2015
<b>Non-exchange Income</b>		
Grants	65,444	86,341
Sports Betting Commission	15,487	6,353
<b>Total Non-exchange Income</b>	<b>80,931</b>	<b>92,694</b>
<b>Exchange Income</b>		
Bartercard sales	1,797	20,973
Bartercard sponsorship	-	150,000
Entry fees	122,500	120,000
Other revenue	522	7,876
<b>Total Exchange Income</b>	<b>124,819</b>	<b>298,849</b>
<b>Total Income</b>	<b>205,750</b>	<b>391,543</b>
<b>Expenses</b>		
Administration	103,308	108,194
Bartercard team purchases	31,125	91,255
Depreciation	213	425
NBL finals/live streaming	89,264	89,933
Other expenses	-	2,888
Referees and evaluators	90,604	101,208
<b>Total Expenses</b>	<b>314,514</b>	<b>393,903</b>
<b>Net Surplus/(Deficit)</b>	<b>(108,764)</b>	<b>(2,360)</b>



Bartercard sponsorship consists of Bartercard trade dollars which are spent to meet the costs of running the league. Bartercard is recognised at amounts approximating fair value.

## 11. Administration Costs

	2016	2015
Accounting fees	11,459	-
Audit fees	16,500	11,000
Audit fees - other	13,042	4,307
Doubtful debts	7,630	10,906
Bad debts	2,243	-
Legal and consultancy fees	35,711	87,662
Office expenses	76,395	91,193
Office rent	61,746	60,224
Marketing and communications	71,091	77,585
Telecommunications and IT/website	110,730	112,806
Travel/accommodation/meetings	99,279	104,027
Membership fees	22,264	23,336
Depreciation	73,941	63,966
BBNZ Events Ltd	72	4,677
<b>Total Operating Costs</b>	<b>602,103</b>	<b>651,688</b>

## 12. Receivables from Exchange Transactions

	2016	2015
Accounts receivable	63,740	258,410
Provision for doubtful debts	(9,900)	(10,566)
<b>Total Receivables from Exchange Transactions</b>	<b>53,840</b>	<b>247,844</b>

## 13. Receivables from Non-exchange Transactions

	2016	2015
Sport Betting Commission	863,396	764,953
<b>Total Receivables from Non-exchange Transactions</b>	<b>863,396</b>	<b>764,953</b>

## 14. Revenue from providing services

	Notes	2016	2015
Exchange transactions			
National development programmes	8	355,849	259,394
National events and tournaments	9	516,879	677,916
National Basketball League	10	124,819	298,849
		<b>997,547</b>	<b>1,236,159</b>



## 15. Sponsorship

	2016	2015
Sponsorship	180,044	166,329
Sponsorship in kind	350,932	310,975
	<b>530,976</b>	<b>477,304</b>

## 16. Sport New Zealand Group Funding

	2016	2015
Sport New Zealand	640,000	561,700
High Performance Sport NZ	211,015	200,000
	<b>851,015</b>	<b>761,700</b>

## 17. Provision of Services to Members

	2016	2015
High performance programme	742,720	615,333
National events and tournaments	637,043	748,682
National development programmes	984,621	629,672
National Basketball League	314,514	393,903
	<b>2,678,898</b>	<b>2,387,590</b>

## 18. Bartercard Account

The value per the financial statements reflects the value of the Bartercard trade dollars. One trade dollar approximates fair value of one New Zealand dollar.

The restrictions on spending of trade dollars means that only a select number of retailers accept trade dollars. The account balance is showing separately from the bank accounts.





## 19. Property, Plant and Equipment

	2016	2015
<b>Building Works</b>		
Building works at cost	34,102	34,102
Building works accumulated depreciation	(15,796)	(10,112)
<b>Total Building Works</b>	<b>18,306</b>	<b>23,990</b>
<b>Computer Equipment</b>		
Computer equipment at cost	63,445	34,959
Computer equipment accumulated depreciation	(35,973)	(24,035)
<b>Total Computer Equipment</b>	<b>27,472</b>	<b>10,924</b>
<b>Motor Vehicles</b>		
Motor vehicles at cost	15,913	15,913
Motor vehicles accumulated depreciation	(4,734)	(3,111)
<b>Total Motor Vehicles</b>	<b>11,179</b>	<b>12,802</b>
<b>Office Furniture and Equipment</b>		
Office furniture and equipment at cost	167,752	156,632
Office furniture and equipment accumulated depreciation	(87,878)	(56,791)
<b>Total Office Furniture and Equipment</b>	<b>79,874</b>	<b>99,841</b>
<b>Team Uniforms</b>		
Team uniforms at cost	38,395	36,190
Team uniforms accumulated depreciation	(36,939)	(13,119)
<b>Total Team Uniforms</b>	<b>1,456</b>	<b>23,071</b>
<b>Total Property, Plant and Equipment</b>	<b>138,287</b>	<b>170,628</b>



## Property, Plant and Equipment Reconciliation

	2016	2015
<b>Building Works</b>		
Opening balance	23,990	24,955
Additions	-	4,647
Disposals	-	-
Depreciation	(5,684)	(5,612)
<b>Total Building Works</b>	<b>18,306</b>	<b>23,990</b>
<b>Computer Equipment</b>		
Opening balance	10,924	13,403
Additions	28,486	8,435
Disposals	-	-
Depreciation	(11,938)	(10,914)
<b>Total Computer Equipment</b>	<b>27,472</b>	<b>10,924</b>
<b>Motor Vehicles</b>		
Opening balance	12,802	14,425
Additions	-	-
Disposals	-	-
Depreciation	(1,623)	(1,623)
<b>Total Motor Vehicles</b>	<b>11,179</b>	<b>12,802</b>
<b>Office Furniture and Equipment</b>		
Opening balance	99,841	65,421
Additions	11,120	63,091
Disposals	-	-
Depreciation	(31,087)	(33,125)
Prior year adjustment	-	4,454
<b>Total Office Furniture and Equipment</b>	<b>79,874</b>	<b>99,841</b>
<b>Team Uniforms</b>		
Opening balance	23,071	-
Additions	2,205	36,190
Disposals	-	-
Depreciation	(23,820)	(13,119)
<b>Total Team Uniforms</b>	<b>1,456</b>	<b>23,071</b>

## 20. Operating Lease

	2016	2015
Later than one year	60,020	56,231
Later than one year and no later than five years	55,400	98,000
<b>Total Operating Lease</b>	<b>115,420</b>	<b>154,231</b>



The Group has operating leases for the following:

Photocopier lease with Leasing Solutions, which expires 11 May 2021.

The Group leases offices at 55 Abel Smith Street. This lease expires on 1 October 2018.

## 21. Related Parties

### Key Management Personnel

The key management personnel, as defined by PBE IPSAS 20 Related Party Disclosures, are the members of the governing body which is comprised of the Board, Chief Executive Officer, Finance Manager, Communications Manager, Coach Development Director, 3x3 and National Events Manager and General Manager Community Basketball which constitutes the governing body of the Group. No remuneration is paid to members of the Board. The aggregate remuneration of key management personnel and the number of individuals, determined on a full-time equivalent basis, receiving remuneration is as follows:

### Key Management Remuneration

	2016	2015
Total remuneration	634,100	581,867
Number of persons	6	6

## 22. Categories of Financial Assets and Liabilities

The carrying amounts of financial instruments presented in the Statement of Financial Position relate to the following categories of assets and liabilities:

### Loans and Receivables

	2016	2015
Receivables from exchange transactions	53,840	247,844
Receivables from non-exchange transactions	863,396	764,953
Bank and cash/(bank overdraft)	417,666	401,683
<b>Total Loans and Receivables</b>	<b>1,334,902</b>	<b>1,414,480</b>

### Financial Liabilities

	2016	2015
Trade and other payables	350,251	411,568
Unearned income	110,104	315,788
Employee entitlements (wages, annual leave, etc.)	66,427	66,912
<b>Total Financial Liabilities</b>	<b>526,783</b>	<b>794,269</b>

## 23. Capital Commitments

There are no capital commitments at balance date (2015:\$nil).

## 24. Contingent Assets and Liabilities

There are no contingent assets or liabilities at balance date (2015:\$nil).

## 25. Events After the Reporting Date

On 13 February 2017 Basketball New Zealand received advice from the Charities Commission that it would be deregistered as a charitable organisation. Management has determined that this has no impact on the current year financial statements figures and raises no doubts about the society's ability to continue as a going concern.

The Board and management are not aware of any other matters or circumstances since the end of the reporting period, not otherwise dealt with in these financial statements, that have significantly or may significantly affect the operations of Basketball New Zealand (2015: \$nil).





# INDEPENDENT AUDITOR'S REPORT

TO THE MEMBERS OF BASKETBALL NEW ZEALAND INCORPORATED (THE "GROUP")  
REPORT ON THE AUDIT OF THE CONSOLIDATED FINANCIAL STATEMENTS

.....

## Opinion

We have audited the consolidated financial statements of the Group on pages 51 to 65 which comprise the consolidated statement of financial position as at 31 December 2016, and the consolidated statement of comprehensive revenue and expense, consolidated statement of changes in net assets and consolidated statement of cash flows for the year then ended, and notes to the financial statements, including a summary of significant accounting policies.

In our opinion, the accompanying consolidated financial statements present fairly, in all material respects, the financial position of the Group as at 31 December 2016 and its financial performance and cash flows for the year then ended in accordance with Public Benefit Entity International Public Sector Accounting Standards Reduced Disclosure Regime issued by the New Zealand Accounting Standards Board.

## Basis of Opinion

We conducted our audit in accordance with International Standards on Auditing (New Zealand) (ISAs (NZ)). Our responsibilities under those standards are further described in the *Auditor's Responsibilities for the Audit of the Consolidated Financial Statements* section of our report. We are independent of the Group in accordance with Professional and Ethical Standard 1 (Revised) *Code of Ethics for Assurance Practitioners* issued by the New Zealand Auditing and Assurance Standards Board, and we have fulfilled our other ethical responsibilities in accordance with these requirements. We believe that the audit evidence we have obtained is sufficient and appropriate to provide a basis for our opinion.

Our firm carries out other assignments for Group in the area of special consultancy projects. The firm has no other interest in the Group.

## Other Information other than the Financial Statements and Auditor's Report thereon

The board members are responsible for the other information. The other information comprises the information included in the annual report, but does not include the financial statements and our auditor's report thereon. The annual report is expected to be made available to us after the date of this auditor's report.

Our opinion on the consolidated financial statements does not cover the other information and we do not express any form of audit opinion or assurance conclusion thereon.

In connection with our audit of the consolidated financial statements, our responsibility is to read the other information and, in doing so, consider whether other information is materially inconsistent with the consolidated financial statements or our knowledge obtained in the audit or otherwise appears to be materially misstated.

When we read the annual report, if we conclude that there is a material misstatement therein, we are required to communicate the matter to the board members and take specific action in response.

### **Auditor's Responsibilities for the Audit of the Consolidated Financial Statements**

Our objectives are to obtain reasonable assurance about whether the consolidated financial statements as a whole are free from material misstatement, whether due to fraud or error, and to issue an auditor's report that includes our opinion. Reasonable assurance is a high level of assurance, but is not a guarantee that an audit conducted in accordance with ISA's (NZ) will always detect a material misstatement when it exists. Misstatements can arise from fraud or error and are considered material if, individually or in the aggregate, they could reasonably be expected to influence the economic decisions of users taken on the basis of these consolidated financial statements.

A further description of the auditor's responsibilities for the audit of the financial statements is located on the External Reporting Board's website at: [https://xrb.govt.nz/Site/Auditing\\_Assurance\\_Standards/Current\\_Standards/Description\\_on\\_Auditors\\_responsibilities.asp](https://xrb.govt.nz/Site/Auditing_Assurance_Standards/Current_Standards/Description_on_Auditors_responsibilities.asp)

### **Restriction on Use of our Report**

This report is made solely to the Group's members. Our audit work has been undertaken so that we might state to the Group's members those matters which we are required to state to them in an auditor's report and for no other purpose. To the fullest extent permitted by law, we do not accept or assume responsibility to anyone other than the Group and the Group's members for our audit work, for this report or for the opinion we have formed.

GRANT THORNTON NEW ZEALAND AUDIT PARTNERSHIP



**K Price**

Partner

**Wellington**

**7 April 2017**

# MEET THE TEAM

## BBNZ BOARD



### Dr Karen Poutasi Chair

Karen brings substantial experience and depth in leadership, governance and community to her role as Chair of BBNZ. She is known for her ability to steer change, while building strong relationships. Karen is the Chief Executive of the NZQA and a former Director-General of Health. Wellington-based Karen has always had a keen interest in basketball, and has followed her children playing over the years.

.....



### Robyn Clements

Robyn co-founded the national Dairy Women's Network and has been a Chair and Trustee. She was a Fonterra Shareholder Councillor and is a member of the Institute of Directors and Global Women New Zealand. Robyn has been involved in basketball in her home region of Waikato having played, served as a club President and supported her children's interest in the game as a referee when they were at school.

.....



### Rob Gold

Rob is a lawyer running his own private practice, specialising in employment law and HR issues. He works for a number of government departments, non-government organisations and unions. Rob has over 30 years of involvement in basketball as a player, coach and administrator. He continues to be involved at grassroots, coaching schoolboy teams and supporting his three sons, all of whom are actively involved in the game.

.....



### Greg Williamson Deputy Chair

Greg is co-owner and Director of Concentrate Limited, a technology marketing consultancy based in Christchurch. He has significant experience in management and marketing in the hi-tech industry. Greg is involved as a volunteer with school, club and representative basketball in Canterbury. Greg also sits on the FIBA Oceania Board.

.....



### John Gallaher

Dunedin-based John is a principal of Forsyth Barr Limited and has significant governance experience across the commercial and not-for-profit sectors. John also has experience at an international level, having been on the FIBA Oceania Board and is now a member of the FIBA Finance Commission. Locally, John has had a lifelong involvement in basketball, having served his community at all levels of the game.

.....



### Don Jefferies

Don (Ngati Raukawa, Ngati Tukorehe) is a partner in Hamilton chartered accountancy firm Jefferies Nock & Associates. Don has extensive experience in the private and public sector, having worked for a number of accountancy firms and also as a team leader of investigations at IRD. Don's background in basketball spans over 30 years, having played and coached at multiple levels. Don also sits on the New Zealand NBL Board.

.....





### Chris Patterson

Chris is a lawyer, running a mid-size Auckland legal practice and occasionally appears as counsel before the New Zealand Sports Tribunal. He also sits on the FIBA Legal Commission. Chris is an avid supporter and follower of local basketball and has children who play.

.....



### Brian Yee

A member of the New Zealand Institute of Directors, Brian sits on several boards and advisory committees. He is a Director of MSH Consulting and has a background in strategic consulting. Brian has a long-held interest in basketball in the Wellington region, most recently as a successful high school coach. He follows the sport through the involvement of his four children.

.....

# BBNZ FIBA REPRESENTATION, PATRON, STAFF, LIFE MEMBERS AND ROLL OF HONOUR

## FIBA REPRESENTATION

John Gallaher	FIBA Finance Commission
Chris Patterson	FIBA Legal Commission
Burton Shipley	FIBA Oceania Board
	FIBA Central Board
Greg Williamson	FIBA Oceania Board

## BASKETBALL NEW ZEALAND PATRON

Judge John Macdonald

## BBNZ STAFF

Iain Potter	Chief Executive
Emily Cox	Tournaments and Leagues Manager (until October)
Daniel Dawick	Manager, Development and Technology
Brad Edwards	Community Participation Director
Melinda Hodgson	Team Operations Manager-Women
David Huxford	3x3 and National Events Manager
Peter Kadar	Team Operations Manager-Men
Vicki Lienert	Executive Assistant/Office Coordinator (from March)
Conor O'Fee	Tournaments Coordinator
Saileen Raj	Finance Manager
Matthew Ruscoe	Regional Support Manager (from May)
Chris Simpson	Commercial Director
Paul Stigley	New Zealand Basketball Foundation Archiving (part-time)
Natu Taufale	Coach Development Director
Maree Taylor	Tournaments and Leagues Manager
Joe Wallace	Communications Manager
Melony Wealleans	Referee Development Manager

## LIFE MEMBERS

Bob Bishop	
Peter Crowhen	
Cedric Cudby	MNZM
Graeme Davey†	
Robbie Dyce	
Steve Fitchett	
Ian Goodwin	
John Grocott	
Maurie Henshall	

Ngaire Lee	QSM
Keith Mair	ONZM
Pauline Paterson	
David Rout	
Dave Taylor	
Hori Thompson†	
Justin Toebe	MNZM
Barbara Wheadon	MNZM
Betty Williams	
Ross Williams	
Barry Wilson	
Mel Young†	

## ROLL OF HONOUR

### Commander of the Order of the British Empire (CBE)

Sir Lance Cross†

### Officer of the New Zealand Order of Merit (ONZM)

Tab Baldwin  
Nicholas Mills  
Keith Mair

### Member of the New Zealand Order of Merit (MNZM)

Dillon Boucher  
Pero Cameron  
Cedric Cudby  
Stan Hill  
Stephen McKean  
Peter Murray  
Jeffrey Olsen  
Justin Toebe  
Barbara Wheadon

### British Empire Medal (BEM)

Zena Bell Gay†

### Member of the British Empire (MBE)

Brydon Harvey†

### Queen's Service Medal (QSM)

Kelvin Robert Gay  
Ngaire Lee  
Basil Marsh

† Deceased

BASKETBALL NEW ZEALAND WOULD LIKE TO THANK OUR SUPPORTERS AND PARTNERS



Designed by Little Rocket

Photography by Basketball New Zealand, FIBA, Photosport, Marelda Photography, Gamefacenz, Sport Manawatu, NBAE, Getty Images





@BasketballNZ



[www.basketball.org.nz](http://www.basketball.org.nz)