



**FINAL  
YELLOW-BLUE-GREEN  
VERSION 12.0  
25 SEPTEMBER 2018**

**OFFICIAL BASKETBALL RULES 2018**

As approved by

FIBA Central Board

Mies, Switzerland, 16<sup>th</sup> June 2018

**THIS IS A WORKING DOCUMENT OF THE FINAL VERSION.  
ALL CHANGES ARE MARKED WITH YELLOW-BLUE-GREEN COLOUR  
(VERSION: YELLOW-BLUE-GREEN V12.0)**

**ALL COMMENTS TO:  
refereeing@fiba.com**

Valid as of 1<sup>st</sup> October 2018

## **RULE TWO – PLAYING COURT AND EQUIPMENT**

### **Art. 2 Playing court**

#### **2.1 Playing court**

The playing court shall have a flat, hard surface free from obstructions (Diagram 1) with dimensions of 28 m in length by 15 m in width measured from the inner edge of the boundary line.

#### **2.2 Backcourt**

A team's backcourt consists of its team's own basket, the inbounds part of the backboard and that part of the playing court limited by the endline behind its own basket, the sidelines and the centre line.

#### **2.3 Frontcourt**

A team's frontcourt consists of the opponents' basket, the inbounds part of the backboard and that part of the playing court limited by the endline behind the opponents' basket, the sidelines and the inner edge of the centre line nearest to the opponents' basket.

#### **2.4 Lines**

All lines shall be of the same colour and drawn in white or other contrasting colour, 5 cm in width and clearly visible.

##### **2.4.1 Boundary line**

The playing court shall be limited by the boundary line, consisting of the endlines and the sidelines. These lines are not part of the playing court.

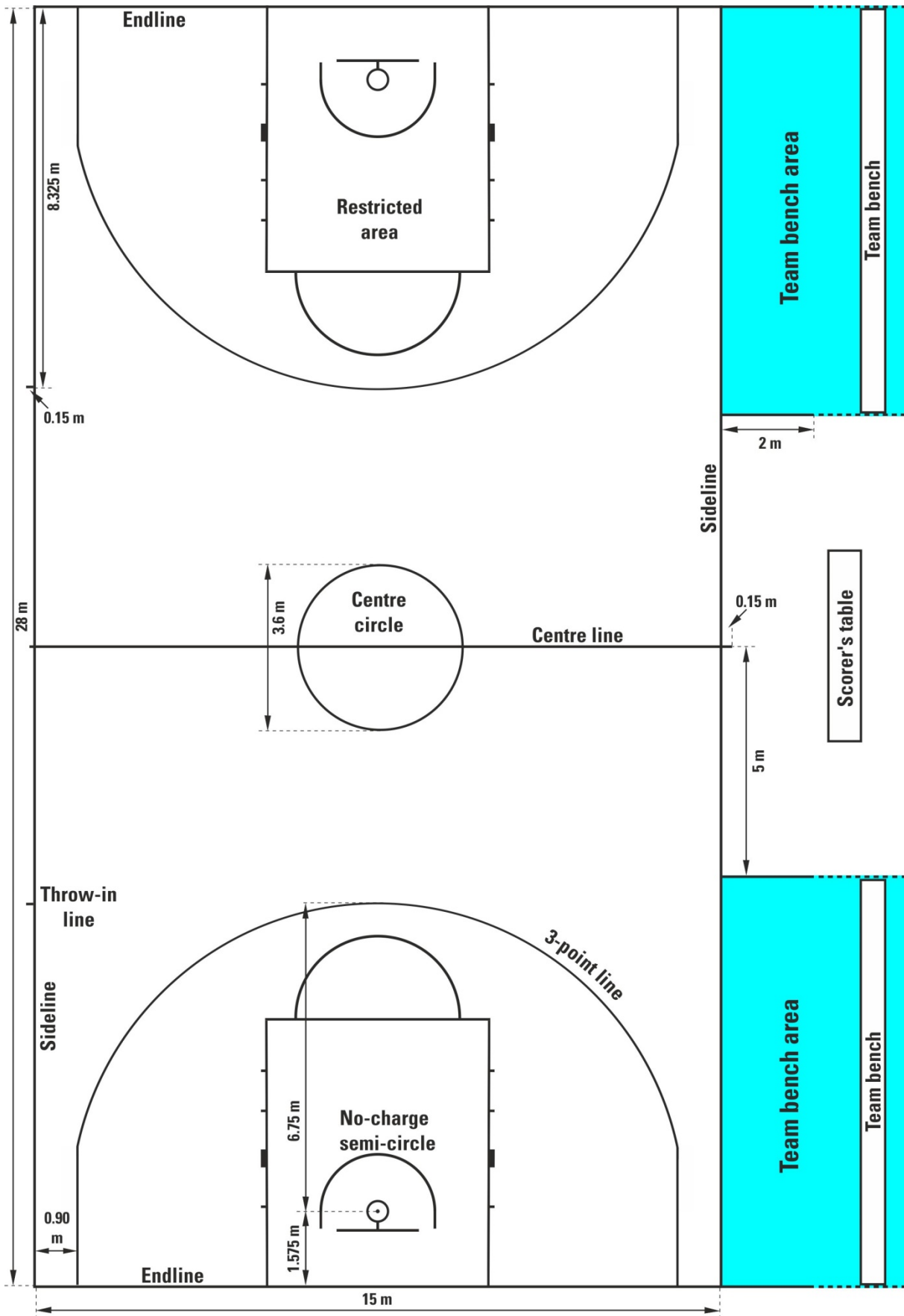
Any obstruction including seated coaches, assistant coaches, substitutes, excluded players and accompanying delegation members shall be at least 2 m from the playing court.

##### **2.4.2 Centre line, centre circle and free-throw semi-circles**

The centre line shall be marked parallel to the endlines from the mid-point of the sidelines. It shall extend 0.15 m beyond each sideline. The centre line is part of the backcourt.

The centre circle shall be marked in the centre of the playing court and have a radius of 1.80 m measured to the outer edge of the circumference.

The free-throw semi-circles shall be marked on the playing court with a radius of 1.80 m measured to the outer edge of the circumference and with their centres at the mid-point of the free-throw lines (Diagram 2).



**Diagram 1 Full size playing court**

### 2.4.3 Free-throw lines, restricted areas and free-throw rebound places

The free-throw line shall be drawn parallel to each endline. It shall have its furthest edge 5.80 m from the inner edge of the endline and shall be 3.60 m long. Its mid-point shall lie on the imaginary line joining the mid-point of the 2 endlines.

The restricted areas shall be the rectangular areas marked on the playing court limited by the endlines, the extended free-throw lines and the lines which originate at the endlines, their outer edges being 2.45 m from the mid-point of the endlines and terminating at the outer edge of the extended free-throw lines. These lines, excluding the endlines, are part of the restricted area.

Free-throw rebound places along the restricted areas, reserved for players during free throws, shall be marked as in Diagram 2.

### 2.4.4 3-point field goal area

The team's 3-point field goal area (Diagram 1 and Diagram 3) shall be the entire floor area of the playing court, except for the area near the opponents' basket, limited by and including:

- The 2 parallel lines extending from and perpendicular to the endline, with the outer edge 0.90 m from the inner edge of the sidelines.
- An arc of radius 6.75 m measured from the point on the floor beneath the exact centre of the opponents' basket to the outer edge of the arc. The distance of the point on the floor from the inner edge of the mid-point of the endline is 1.575 m. The arc is joined to the parallel lines.

The 3-point line is not part of the 3-point field goal area.

### 2.4.5 Team bench areas

The team bench areas shall be marked outside the playing court limited by 2 lines as in Diagram 1.

There must be 16 seats available in each team bench area for the coach, the assistant coaches, the substitutes, the excluded players and the accompanying delegation members. Any other persons shall be at least 2 m behind the team bench.

### 2.4.6 Throw-in lines

The 2 lines of 0.15 m in length shall be marked outside the playing court at the sideline opposite the scorer's table, with the outer edge of the lines 8.325 m from the inner edge of the nearest endline.

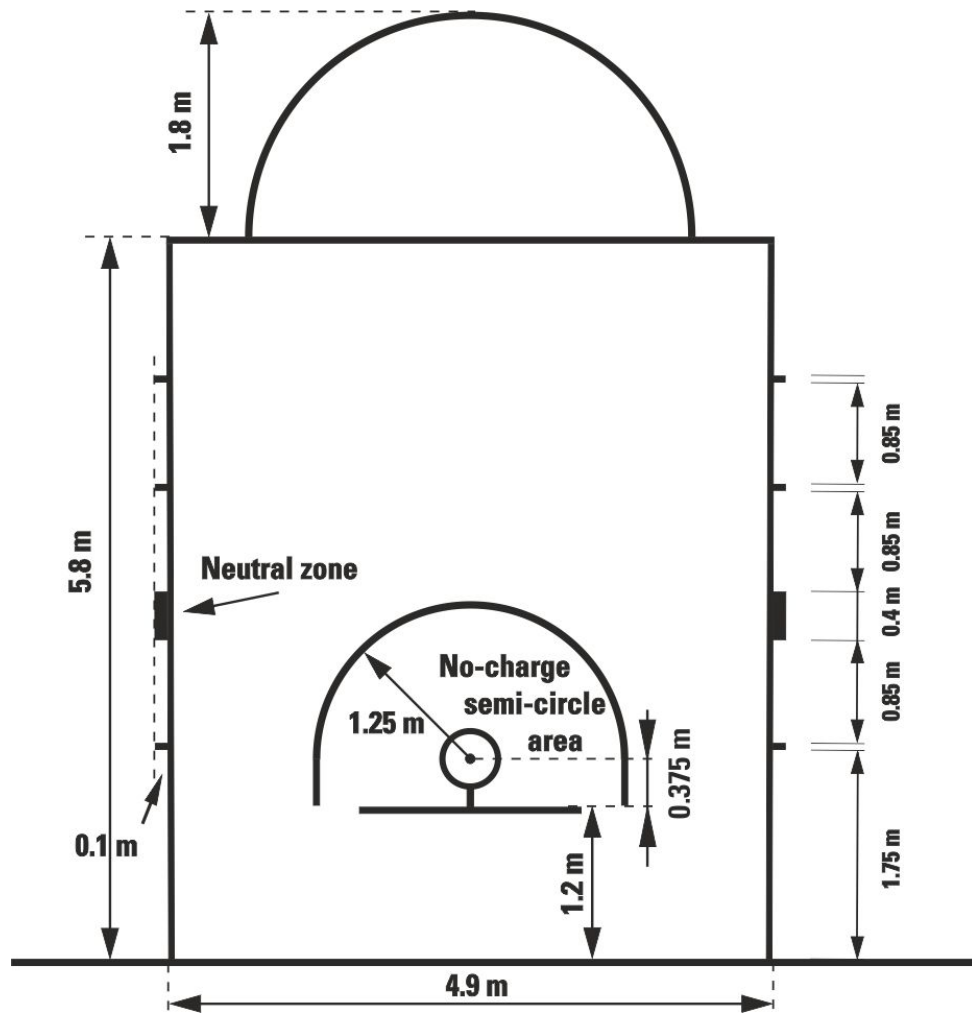
### 2.4.7 No-charge semi-circle areas

The no-charge semi-circle areas shall be marked on the playing court, limited by:

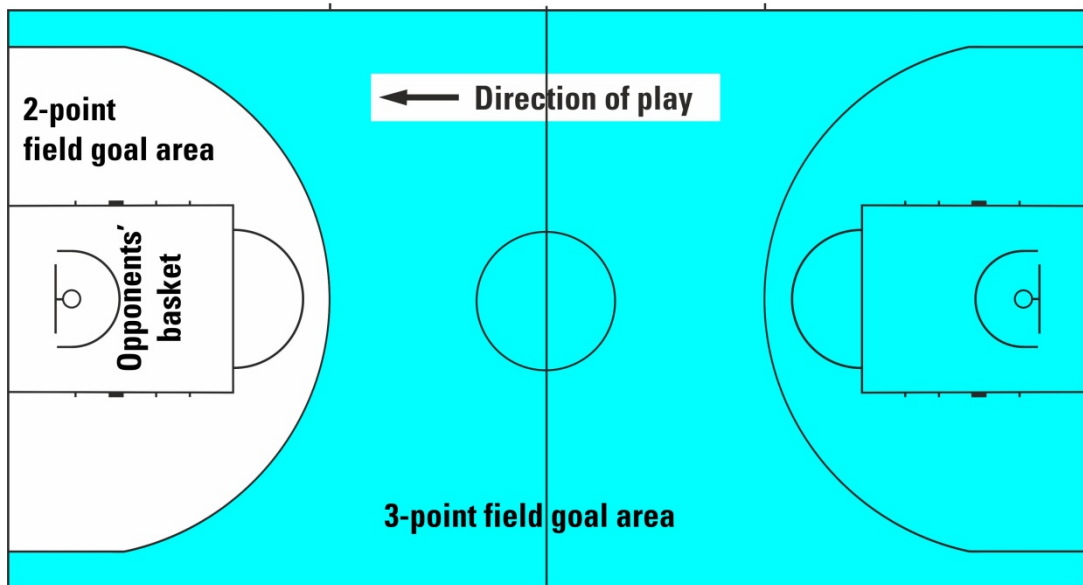
- A semi-circle with the radius of 1.25 m measured from the point on the floor beneath the exact centre of the basket to the inner edge of the semi-circle. The semi-circle is joined to:
- The 2 parallel lines perpendicular to the endline, the inner edge 1.25 m from the point on the floor beneath the exact centre of the basket, 0.375 m in length and ending 1.20 m from the inner edge of the endline.

The no-charge semi-circle areas are completed by imaginary lines joining the ends of the parallel lines directly below the front edges of the backboards.

The no-charge semi-circle lines are part of the no-charge semi-circle areas.



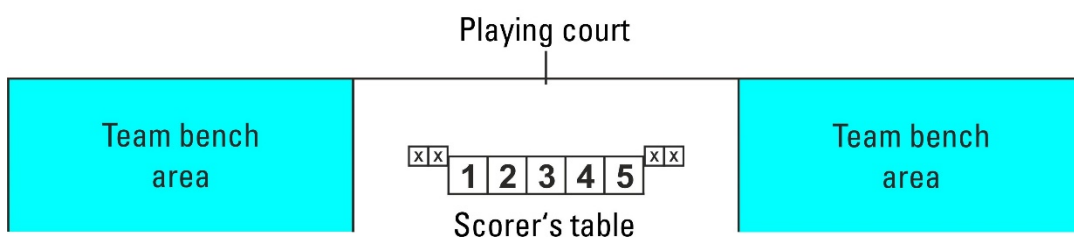
**Diagram 2** Restricted area



**Diagram 3** 2-point/3-point field goal area

## 2.5 Position of the scorer's table and substitution chairs (Diagram 4)

- |                         |                              |
|-------------------------|------------------------------|
| 1 = Shot clock operator | 3 = Commissioner, if present |
| 2 = Timer               | 4 = Scorer                   |
| x = Substitution chairs | 5 = Assistant scorer         |



The scorer's table and its chairs must be placed on a platform. The announcer and/or statisticians (if present) can be seated at the side of and/or behind the scorer's table.

**Diagram 4 Scorer's table and substitution chairs**