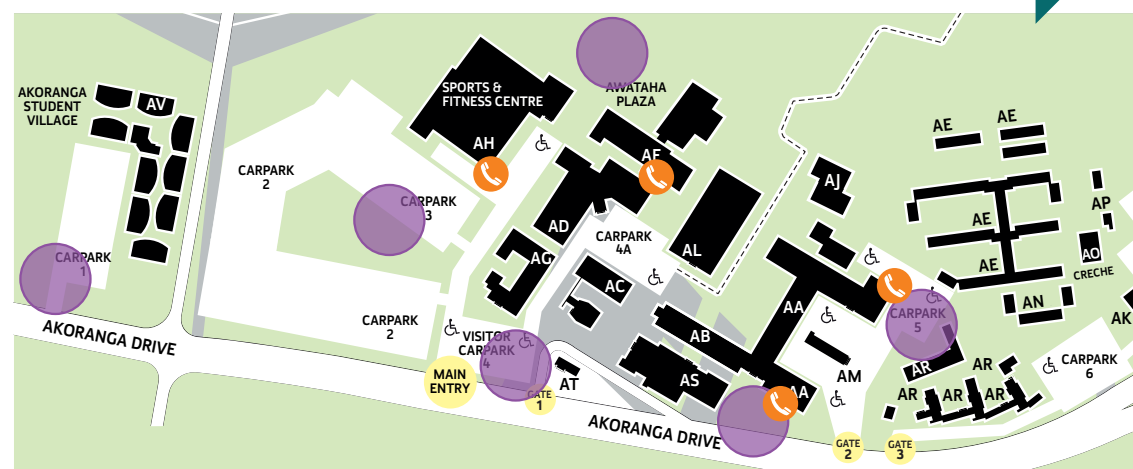


NORTH CAMPUS



AUT security help phones

- AA Main entry
- AA Lower carpark
- AF117 Internal phone level 1
- AH Next to carpark 3



Assembly Points

AUT

HEALTH & SAFETY INFORMATION FOR VISITORS

We hope you enjoy your time on campus. In case you need any health and safety information while you are on campus, the following could be helpful.



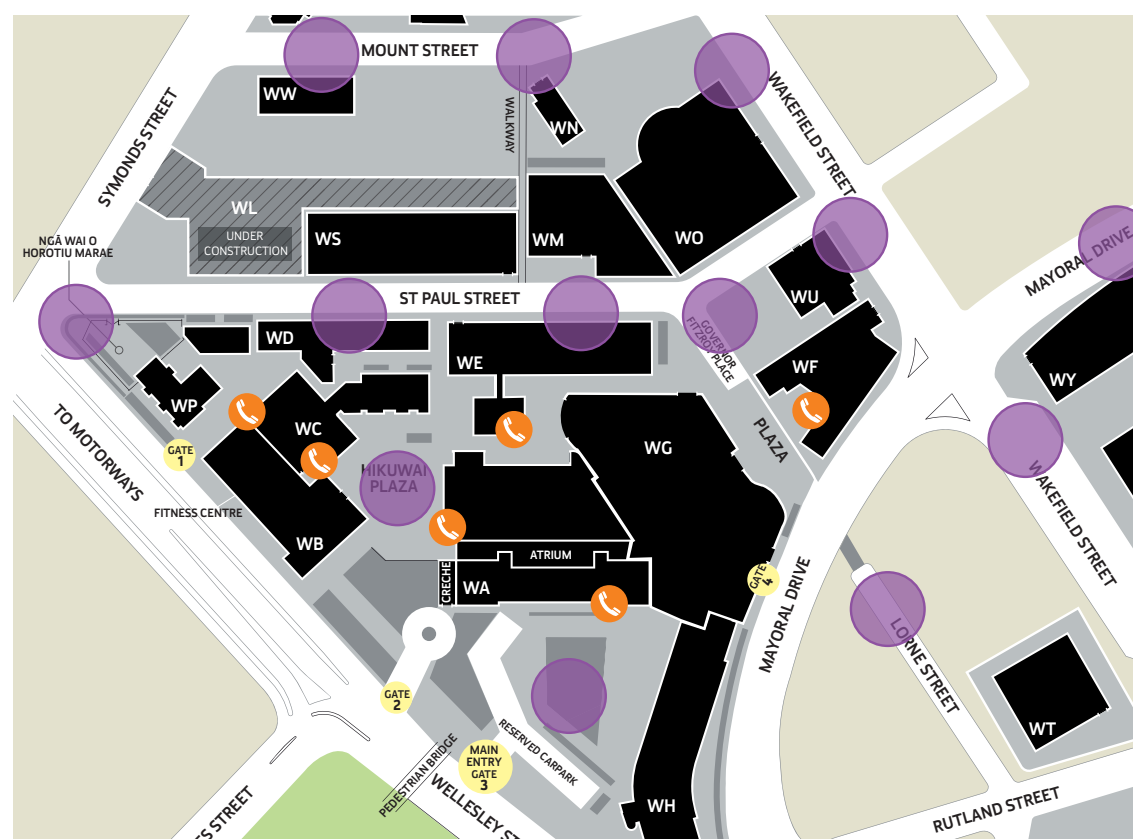
AUT security help phones

- WA Level 2 left of main doors
- WA Level 4 Hikuwai Plaza entrance
- WC Level 1 by AATM machine
- WC Level 2 Gate 1 main doors
- WC/WD by Hub Café
- WF Level 1 right of main doors
- WE North Wall facing Learning Centre



Assembly Points

CITY CAMPUS



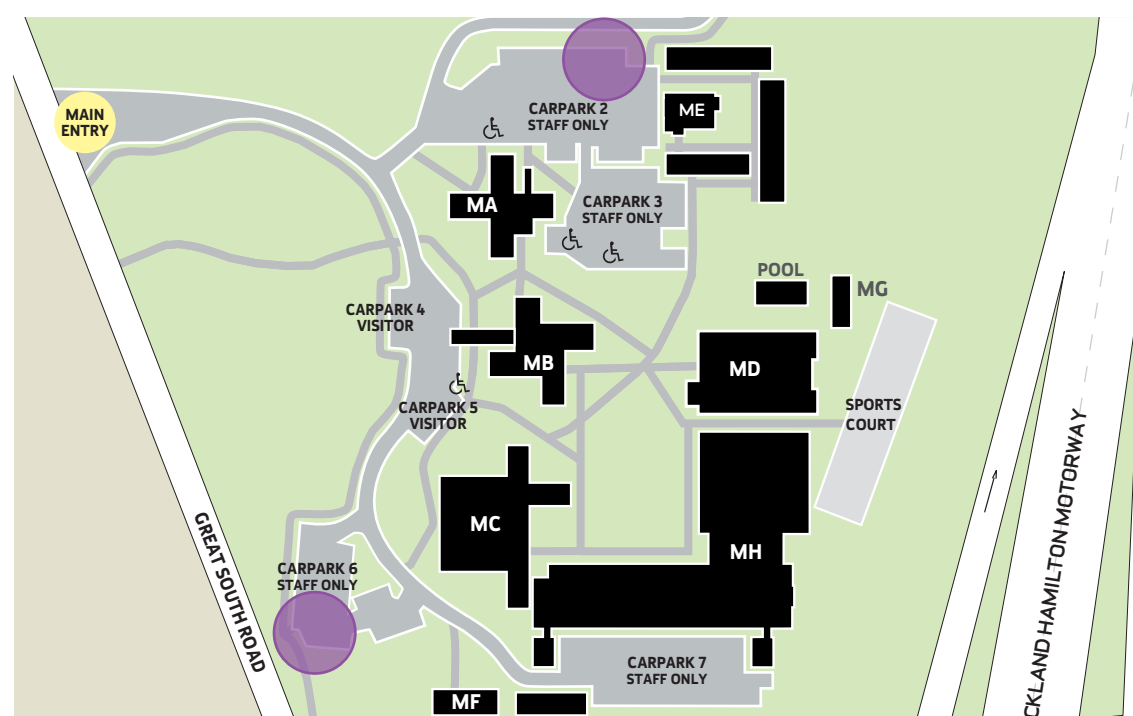
AUT security help phones

- WA Level 2 left of main doors
- WA Level 4 Hikuwai Plaza entrance
- WC Level 1 by AATM machine
- WC Level 2 Gate 1 main doors
- WC/WD by Hub Café
- WF Level 1 right of main doors
- WE North Wall facing Learning Centre



Assembly Points

SOUTH CAMPUS



Assembly Points

Helpful contact numbers

AUT main reception: (09) 921 9999

Security: 0800 AUT SAFE

Your AUT hosts:

Emergency contact numbers:
For ambulance, fire, police **dial 111**

Website: www.aut.ac.nz



SMOKING

AUT is proudly smoke free. This includes AUT buildings, carparks, open outdoor areas or other areas designated smoke free.



ACCIDENTS / INCIDENTS

Should you happen to have an accident or incident at AUT, report it to your AUT host or organiser immediately.



SECURITY

Phone 0800 AUT SAFE

Simple security tips

- Look after your valuables – don't leave wallets, bags or other items unattended or unsecured
- Avoid unlit and isolated routes at night
- If you need an AUT Security help phone, you can find the nearest phone on the map on the back



BUILDING CODES

Each room has a three level code, eg **WF214**

The first letter indicates the campus (**W**=City Campus, **A**=North Campus, **M**=South Campus)

The second letter indicates the building (**F** Block)

The first numbers indicate the floor level (**WF214** = level 2)

The last numbers indicate the specific room number (**WF214**, room 14)

So WF214= **C**ity Campus, **F** Building, Level **2**, Room **14**

EMERGENCY PROCEDURES



CALLING FOR HELP

If there is a life threatening emergency dial 111



FIRE EVACUATION

- If there is a fire alarm, immediately exit the building via the nearest fire exit
Alert the fire service if there are any people with disabilities waiting in the stairwell. Don't lift anyone down the stairs
- Don't carry or go back for bags or personal items
- Don't run or push – walk calmly
- Don't use the lifts
- Follow fire warden instructions
- Go to the designated assembly points
- Don't re-enter the building until given the all clear by the fire service and building warden



POWER CUTS

- Follow the instructions of your AUT host or staff member
- Evacuate the building you are in. Take care around stairwells that may be dark or poorly lit after the power cut



BOMB THREAT

- Follow the instructions of your AUT host or AUT Security team
- Take all personal belongings with you
- Switch off mobile phones until clear of the scene