

Welcome All to the



2025 AA Zone 2 Nationals Qualifier




REMINDERS



Please ensure you have completed the following tasks

- That you have provided all the contact details for your team.
- Received your team roster, have checked and if any additions to your team are accompanied by an updated and signed SSNZ roster form – please note your added players will be INELIGIBLE to compete unless we receive an updated roster form and the players are registered on Gameday.

INTRODUCTIONS



On behalf of Auckland Basketball Services, I would like to formally welcome teams and officials to the Northern Cup tournament 2023

Tournament officials;

Tauranga City Basketball

- Tournament Director – Helen Richardson
- General Manager – Mark Rogers
- Volunteer Coordinator – Helen Richardson
- Venue Controller – Helen Richardson

Referees

- Technical Commissioner – Jo Ogle
- Day 1 all referees to meet in the referees room to get ref roster (if not already posted) for the remainder of the tournament as Day 1 has gone out to schools. All referees will be required for the duration of the tournament.

VENUE AND GAME INFO



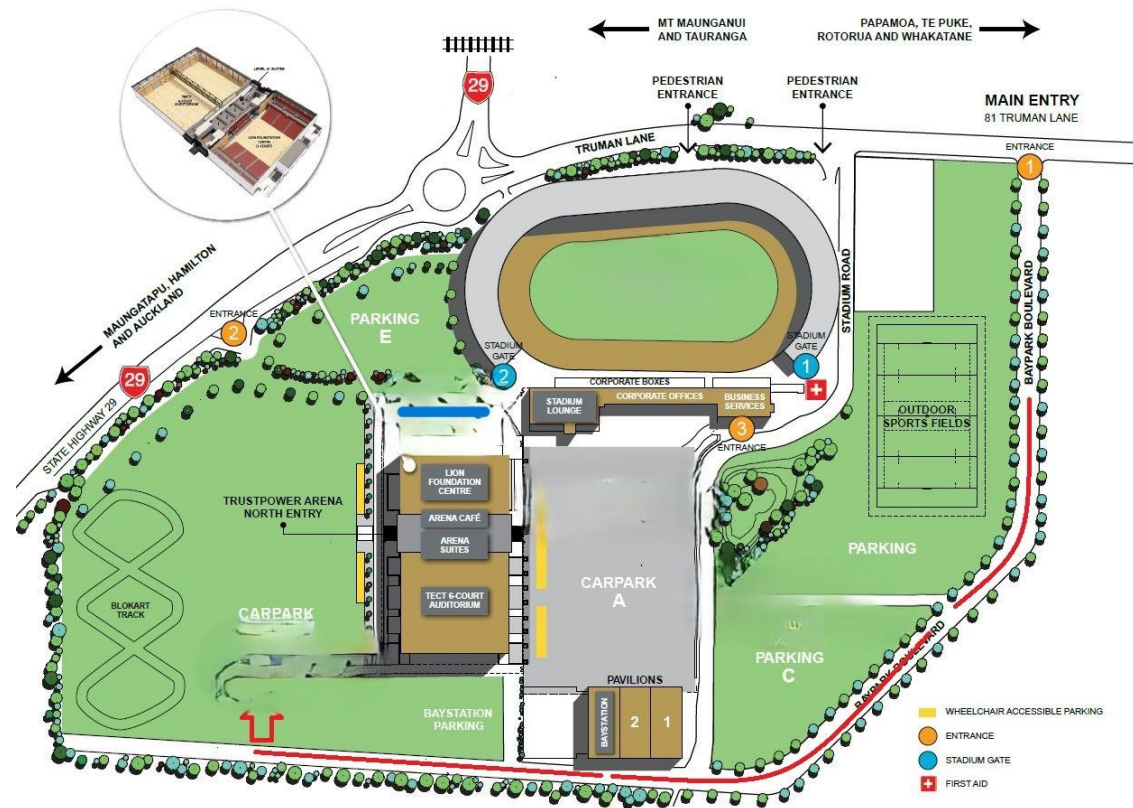
•VENUE

•Mercury Baypark – 81 Truman Lane, Mount Maunganui, Tauranga

- Venue entrances & door charge
 - **No door charge**
 - **Venue open and closure times - 30mins pre and 30min post –**
 - **Please clean up your benches before you leave.**
 - **Parking – Carpark A**
 - **Tournament office location –** on right when heading into entry to 6 court stadium.
- **Placement of noticeboard for tournament info –** Outside the tournament office in the venue.
- Changing rooms are available as well as additional public toilets for Men and Women
- **Mouthguards –** Mouthguards will be available \$8.00. Please ensure your team has their own.
- Clean up your benches – **quick transitions, clean before you leave**
- Evacuation plan – **Leave the building immediately via the closest exit. everyone is to meet in the car park A after evacuating, see attached map for details**


Emergency Procedures – Evac plan

- In case of Emergency the following assembly areas are:
 - Car Park A




VENUE INFO

Mercury Baypark




VENUE INFO - PARKING



Parking is in carpark A





MEDICAL

- **Basic first aid** – basic first aid provided.
- **Blood kit** – Available at Tournament Office
- **Ice** – Available for the tournament office

MEDICAL CONTACTS

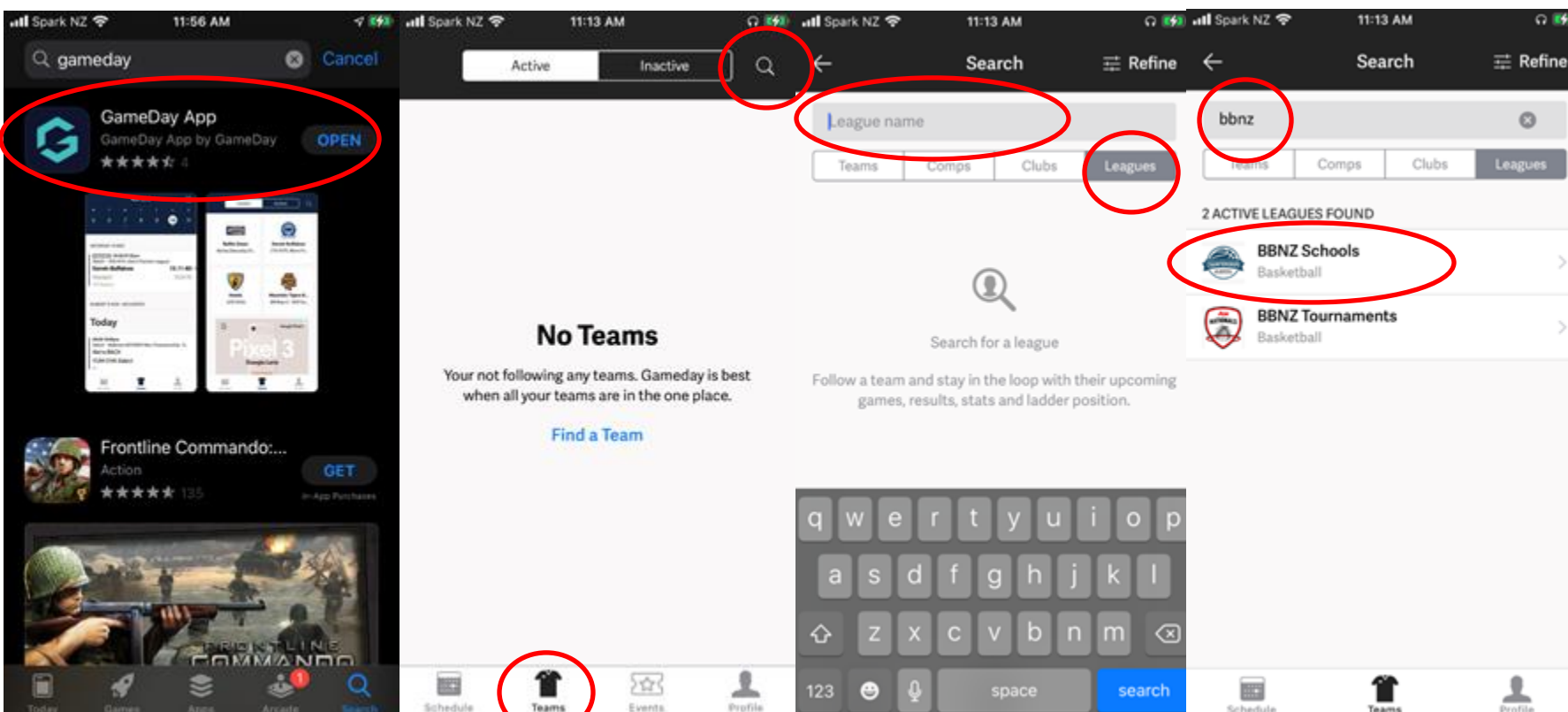
- Medical Centre – Mount Medical Centre – 257 Maunganui Road, Mount Maunganui, 07 575 3073
- Hospital – Tauranga Hospital – 829 Cameron Road, Tauranga, 07 579 8000
- Dentist – DentalPlus Tauranga – 41 Girven Road, Mount Maunganui, 07 575 5808

FINDING INFORMATION



WHERE TO FIND ALL INFO

- www.nz.basketball all tourney info and link to online draw and results
- **GAMEDAY APP – ALL DRAWS / RESULTS IN REAL TIME**



COMPETITIONS INFO



•TIMES

- Warm Up - minimum of 10 minutes
- Playing Time - 4 x 10-minute stop clock quarters
- Half Time - 5 minutes
- Quarter Time Intervals - 2 minutes
- Extra Periods - 5 minutes
- Extra Period Intervals - 2 minutes

•SITTING AT THE SCOREBENCH AND IN THE EVENT OF A CLASH

- Team A MUST sit to the left - Team A is to wear their light-colored uniforms
- Team B MUST sit to the right - Team B is to wear their dark-colored uniforms
- Check with teams before hand if you can!

•TEAM BENCHES

- Team management and members only – no parents!!



SCORESHEETS & BALLS

- Procedure for game balls – Referees will store and bring to games
- Procedure for scoresheets – All Scoresheets will be done on Glory League (you can check the scoresheet at anytime on the ipads), scoresheets can be available on request. Either visit tournament office or email tori@nz.basketball
- Score bench duty roster – teams be aware of your duties post match!

COMPETITIONS INFO GLORY LEAGUE



GLORY LEAGUE & BENCH

- Please take Scorebench duty serious
- Adults preferable
- This is the official scoresheet!!!
- No phones or distractions
- Flyers sent out & at each scorebench
- Ask Floor controller if you need help.
- **Player and coach, supporter emails**
- Provide to us if not receiving videos.
- **Draw/ result website**
- Scoring leader widget being displayed from scorers on Glory League.

SCOREKEEPER FIBA SCORING GAME SET UP



1. Ensure that each team is assigned different team colours



2. Tap in all active players



3. Tap in the starting five of each team



Scoring a Game? Follow These Steps



1 Choose Game 2 Team Setup 3 Team Arrows 4 Start Game 5 Add Points 6 Choose Made/Missed 7 Add Foul 8 Choose Foul 9 Foul Type 10 Submit Game



CLASSIFICATION / STANDING OF TEAMS



•CLASSIFICATION OF TEAMS

- FIBA Rules will be used

•GAME POINTS

- 2 points for a win
- 1 point for loss/default (fewer than 2 players on the playing court ready to play.)
- 0 for forfeit of Game & \$500 fine (20-0 scoreline)

•CLASSIFICATIONS

- 2 way tie – head to head result between the teams
- 3 or more way tie – head to head result between the team tied, if they have the same win/loss then points difference will be used – points for minus points against (ONLY IN GAMES BETWEEN THE TIED TEAMS)
- Further criteria is applied after that.

REFEREE INFORMATION



- **Technical Commissioner**

- Jo Ogle

- **Impartiality of referees**

- All referees are considered impartial. In some instances we have had to have referees officiate their own teams.

- **Mouthguards**


- This is the responsibility of team management wear. If there are any issues with this, the referees will speak to the player and if they persist management for support. As a very last option the player may be subbed for a play phase.

- **Uniforms**

- In the event of a clash – team A will need to wear a light strip. However, we ask that both teams work together to ensure we do not have to resort to this rule. A clash is only similar colours not two dark or light shades
 - Undergarments – no t-shirts or long sleeve tops. Compression tops or pants may be worn but they must be of the same dominant colour for the team.

- **Behaviour**

- Coach, Player and Supporter behaviour. As per the BBNZ Code of Conduct, poor behaviour will not be tolerated. A reminder that we all have an onus to present the best possible image of our sport.



Referee info continued


•Team management roles – The technical rules are

- The Head Coach is the only team manager who can by rule speak to the referee. In doing so this is to ask a question in a dead ball situation.
- The Assistant Coach may only stand if the Head Coach is sitting and can only speak to their players (not the referees).
- Team management can approach the score table in a dead ball situation if any questions. However, if there is a concern, the Head Coach needs to raise this with the referees (in a polite manner in a dead ball opportunity). Please ensure that you raise concerns asap, as some errors are only correctable in a limited time period.
- Score bench – Manager or coaching staff can only approach the score bench in a dead ball situation. If there are issues with scores / fouls etc, please alert the referee asap.

•Game Protests

- BBNZ regulations as at Sept will be followed
- Any complaints can be made directly or forwarded via Tauranga City Basketball to the Judicial Officer – Sasha Nicholson

BEHAVIOUR



- Floor controller (FC) or nominated person (NP) observes behaviour either after complaint is made or in passing.
- If the behaviour is deemed inappropriate, the FC or NP has a quiet word with the offender – either during or post-match.
- If the behaviour continues or the offender responds poorly after the quiet word, the FC or NP gives offender a final chance to calm down.
- If the behaviour persists, the offender is asked by the FC or NP to leave the premises for the day.
- If the offender returns within the period of exclusion or continues bad behaviour after the being asked to leave the premises, they are to be removed by security or police and trespassed.
- The team management of the offender will be notified of the incident and will be asked to speak with the offender. This could happen at any point through this process.
- An incident report must be lodged by the FC or NP. The incident report must be send to the offenders Association/School and BBNZ for future reference. Where a written trespass notice is given, an incident report is not required.

**BE A GREAT
SUPPORTER**

Let them play

These are KIDS

This is a GAME

Coaches are
VOLUNTEERS

Refs are HUMAN

THIS IS NOT
THE NBA



#LetThemPlay @BasketballNZ www.nz.basketball

ANY QUESTIONS??



**FROM TAURANGA CITY
BASKETBALL &
BASKETBALL NEW ZEALAND
GOOD LUCK TO ALL TEAMS!**

