

Welcome All to the



2025 Central Cup Tournament



Please ensure you have completed the following tasks

- That you have provided all the contact details for your team.
- Received your team roster, have checked and if any additions to your team are accompanied by an updated and signed SSNZ roster form – please note your added players will be INELIGIBLE to compete unless we receive an updated roster form and the players are registered on Gameday.



INTRODUCTIONS



On behalf of Auckland Basketball Services, I would like to formally welcome teams and officials to the Northern Cup tournament 2025

Tournament officials;

Wellington Basketball

- Tournament Director – Voldi Simi
- Volunteer Coordinator – Voldi Simi & Sam Twomey
- Venue Controller – Voldi Simi

Referees

- Technical Commissioner – Deslea Wrathell
- Day 1 all referees to meet in the referees room to get ref roster (if not already posted) for the remainder of the tournament as Day 1 has gone out to schools. All referees will be required for the duration of the tournament.



VENUE AND GAME INFO



•VENUE

•Ākau Tangi Sports Centre - 72 Kemp Street, Wellington

- Venue entrances & door charge
 - **No door charge**
 - **Venue open and closure times - 30mins pre and 30 min post**
 - **Please clean up your benches before you leave.**
 - **Parking** – Free onsite car parking.
 - Tournament office location – **Near Court 3**
- Placement of noticeboard for tournament info – **Near Tournament Office**
- Changing rooms are available as well as additional public toilets for Men and Women
- Mouthguards – There will be mouthguards available for sale. Please ensure your team has their own.
- Clean up your benches – **quick transitions, clean before you leave**
- Evacuation plan – **Leave the building immediately via the closest exit. everyone is to meet in the car park after evacuating, see attached map for details**



Emergency Procedures – Evac plan

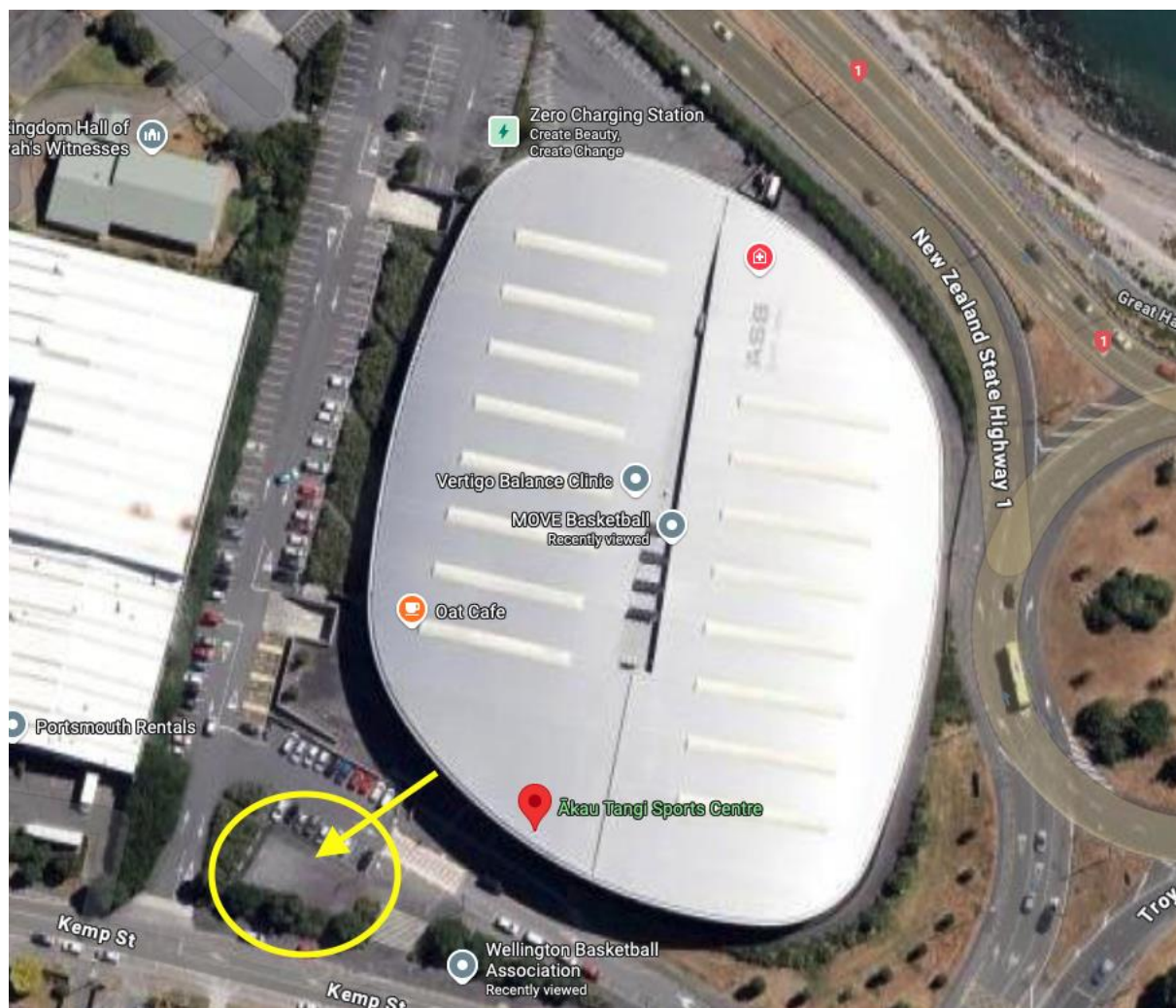


In case of an Emergency, the following assembly areas are:

FIRE:

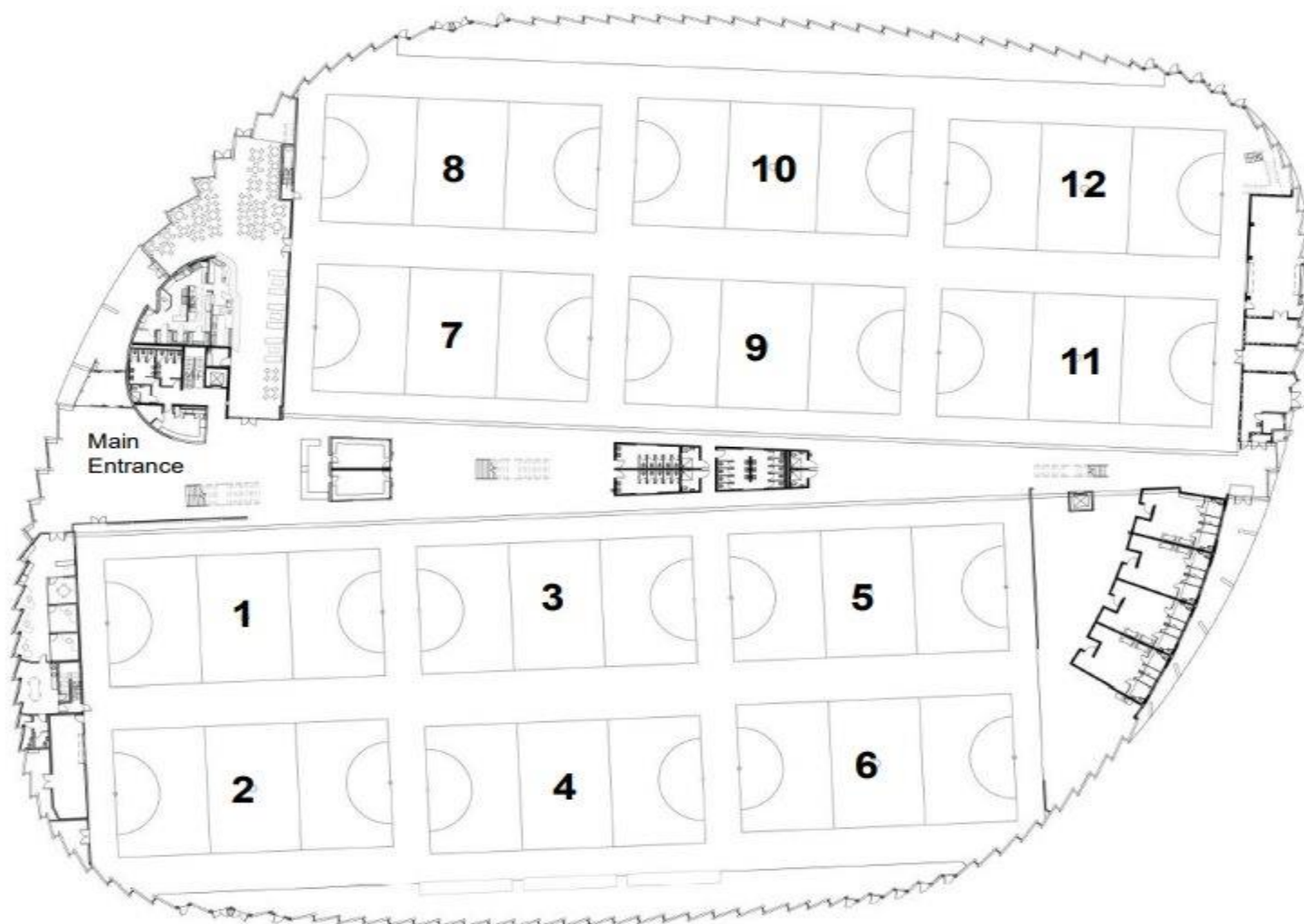
1. Evacuate the building via the nearest fire exit
2. Follow all the fire exit signs
3. Ākau Tangi Sports Centre Staff / Wardens will assist visitors to evacuate if needed, and if able to do so
4. Assemble at one of the Fire Assembly Points
5. Outdoor Basketball Court (See Diagram)
6. Ākau Tangi Sports Centre staff will check every area of the building to ensure
7. Everybody has evacuated
8. Await instructions from Fire Wardens / Fire Service before re-entering the building

Emergency Procedures – Evac Continued Plan



VENUE INFO

Ākau Tangi Sports Centre



MEDICAL

- **Basic first aid** – Floor Controllers & Control Centre
- **Blood kit** – Every second score bench
- **Ice** – Front Desk

MEDICAL CONTACTS

- Medical Centre – Kilbirnie Medical Centre – 21 Mahora Street
Kilbirnie – 04 387 9758
- Hospital – Wellington Hospital – 69 Riddiford Street, Newton – 04
385 5999

PHYSIO CONTACTS

Need a physio?

Habit Health Evans Bay is just around the corner! The team are ready to help you with injury management and prevention to keep you on the court.

What you need to know:

Book online in seconds at book.habit.health

2 minute drive or 4 minute walk, plenty of parking

Get 15% off your initial and follow up appointments with code WGTNBBALL15*

90+ clinics nationwide

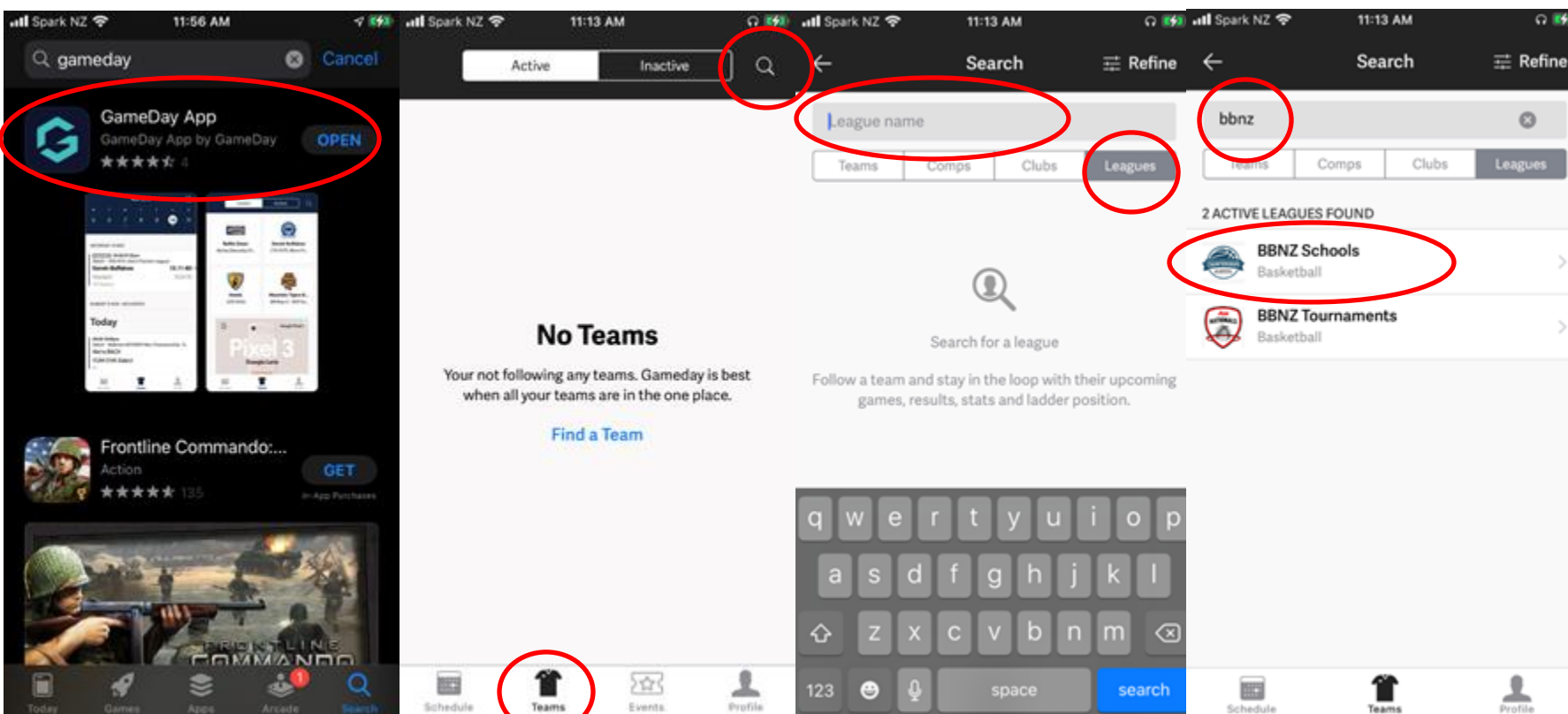
ACC provider – we can accept current claims too!



FINDING INFORMATION

WHERE TO FIND ALL INFO

- www.nz.basketball all tourney info and link to online draw and results
- **GAMEDAY APP – ALL DRAWS / RESULTS IN REAL TIME**



COMPETITIONS INFO



•TIMES

- Warm Up - minimum of 10 minutes
- Playing Time - 4 x 10-minute stop clock quarters
- Half Time - 5 minutes
- Quarter Time Intervals - 2 minutes
- Extra Periods - 5 minutes
- Extra Period Intervals - 2 minutes

•SITTING AT THE SCOREBENCH AND IN THE EVENT OF A CLASH

- Team A MUST sit to the left - Team A is to wear their light-colored uniforms
- Team B MUST sit to the right - Team B is to wear their dark-colored uniforms
- Check with teams before hand if you can!

•TEAM BENCHES

- Team management and members only – no parents!!



SCORESHEETS & BALLS

- Procedure for game balls – Referees will store and bring to games
- Procedure for scoresheets – All Scoresheets will be done on Glory League (you can check the scoresheet at anytime on the ipads), scoresheets can be available on request. Either visit tournament office or email tori@nz.basketball
- Score bench duty roster – teams be aware of your duties post match!
- WBA can provide Scorebench for your duty roster for a fee of \$50. This needs to be paid in Cash or EFTPOS and organised before your game with Voldi.



COMPETITIONS INFO GLORY LEAGUE



GLORY LEAGUE & BENCH

- Please take Scorebench duty serious
- Adults preferable
- This is the official scoresheet!!!
- No phones or distractions
- Flyers sent out & at each scorebench
- Ask Floor controller if you need help.
- **Player and coach, supporter emails**
- Provide to us if not receiving videos.
- **Draw/ result website**
- Scoring leader widget being displayed from scorers on Glory League.

SCOREKEEPER FIBA SCORING GAME SET UP

1. Ensure that each team is assigned different team colours

2. Tap in all active players

3. Tap in the starting five of each team

Scoring a Game? Follow These Steps

- 1 Choose Game**
Select the game then push Start
- 2 Team Setup**
All players must be playing. Tap the 'Start' button to push Start
- 3 Team Arrows & Start**
When the players are pointing in the correct direction, push Start
- 4 Start Game**
- 5 Add Points**
When the ball leaves the hands of a player, Tap the shot's position on the court. Tap where the shot was taken. Tap where the shot was taken.
- 6 Choose Made or Missed**
Made Shot? Tap the shooter's number in Green. Missed Shot? Tap the shooter's number in Red.
- 7 Tap To Add Foul**
When the referee blows the whistle to signal a foul, Tap the Foul Button in the bottom right of the Pad.
- 8 Choose the Foul**
Choose the player who fouled.
- 9 Choose Foul Type**
Tap the 'FOUL' button. Choose the foul type.
- 10 Submit Game**
Once the game is over, tap the Submit button at the top right corner of the pad.

Next Quarter
Once you reach the end of the period, tap the right arrow.

Undo
If you make a mistake, tap the undo button. After you've Undone your Mistake, you can enter the correct event again.



CLASSIFICATION / STANDING OF TEAMS



•CLASSIFICATION OF TEAMS

- FIBA Rules will be used

•GAME POINTS

- 2 points for a win
- 1 point for loss/default (fewer than 2 players on the playing court ready to play.)
- 0 for forfeit of Game & \$500 fine (20-0 scoreline)

•CLASSIFICATIONS

- 2 way tie – head to head result between the teams
- 3 or more way tie – head to head result between the team tied, if they have the same win/loss then points difference will be used – points for minus points against (ONLY IN GAMES BETWEEN THE TIED TEAMS)
- Further criteria is applied after that.



- **Technical Commissioner**

- **Deslea Wrathall**

- **Impartiality of referees**

- All referees are considered impartial. In some instances we have had to have referees officiate their own teams.

- **Mouthguards**

- This is the responsibility of team management wear. If there are any issues with this, the referees will speak to the player and if they persist management for support. As a very last option the player may be subbed for a play phase.

- **Uniforms**

- In the event of a clash – team A will need to wear a light strip. However, we ask that both teams work together to ensure we do not have to resort to this rule. A clash is only similar colours not two dark or light shades
 - Undergarments – no t-shirts or long sleeve tops. Compression tops or pants may be worn but they must be of the same dominant colour for the team.

- **Behaviour**

- Coach, Player and Supporter behaviour. As per the BBNZ Code of Conduct, poor behaviour will not be tolerated. A reminder that we all have an onus to present the best possible image of our sport.



Referee info continued

•Team management roles – The technical rules are

- The Head Coach is the only team manager who can by rule speak to the referee. In doing so this is to ask a question in a dead ball situation.
- The Assistant Coach may only stand if the Head Coach is sitting and can only speak to their players (not the referees).
- Team management can approach the score table in a dead ball situation if any questions. However, if there is a concern, the Head Coach needs to raise this with the referees (in a polite manner in a dead ball opportunity). Please ensure that you raise concerns asap, as some errors are only correctable in a limited time period.
- Score bench – Manager or coaching staff can only approach the score bench in a dead ball situation. If there are issues with scores / fouls etc, please alert the referee asap.

•Game Protests

- BBNZ regulations as at Sept will be followed
- Any complaints can be made directly or forwarded via Wellington Basketball to the Judicial Officer – Sasha Nicholson



BEHAVIOUR

- Floor controller (FC) or nominated person (NP) observes behaviour either after complaint is made or in passing.
- If the behaviour is deemed inappropriate, the FC or NP has a quiet word with the offender – either during or post-match.
- If the behaviour continues or the offender responds poorly after the quiet word, the FC or NP gives offender a final chance to calm down.
- If the behaviour persists, the offender is asked by the FC or NP to leave the premises for the day.
- If the offender returns within the period of exclusion or continues bad behaviour after the being asked to leave the premises, they are to be removed by security or police and trespassed.
- The team management of the offender will be notified of the incident and will be asked to speak with the offender. This could happen at any point through this process.
- An incident report must be lodged by the FC or NP. The incident report must be send to the offenders Association/School and BBNZ for future reference. Where a written trespass notice is given, an incident report is not required.



ANY QUESTIONS??

**FROM WELLINGTON
BASKETBALL &
BASKETBALL NEW ZEALAND
GOOD LUCK TO ALL TEAMS!**

