



Annual
Report
2025

Contents

Basketball New Zealand Messages

From the Chair and Chief Executive 4

2025 Highlights 6

Team Culture and Values 8

Code of Conduct

9

National Activities

BBNZ Awards 10

Teams and Results

11

Financial Statements

35

Meet the Team

BBNZ Kaumatua and BBNZ Board 54

Board Attendance 56

BBNZ FIBA Representation, Patron, Staff,
Life Members and Roll of Honour 57

From the Chair and Chief Executive Mai i te Upoko ki te Tumu Whakarae

Kia ora koutou,

2025 has been a landmark year for basketball in Aotearoa, New Zealand. One defined by connection, performance, and growth. As participation continues to rise and our pathways strengthen, we are proud to see basketball deepen its place in communities across the motu.

International Performance & Growth

Our national teams delivered another year of exceptional achievement and development on the world stage.

The **Tall Blacks** built excellent momentum as they approached the FIBA Asia Cup 2025, including competing in the inaugural Trans-Tasman Throwdown, a three-game series against the Australian Boomers. At the FIBA Asia Cup, the team did us proud with a fourth placing in Jeddah, with a strong showing during the pool phases, and narrow losses to both China and Iran in the playoffs.

Our **2degrees Tall Ferns** entered a new era under Head Coach Natalie Hurst, supported by Mel Bennett and Kerryn Mitchell. Following a competitive three-game Throwdown series against the Opals, the team delivered notable wins over Indonesia and the Philippines at the FIBA Women's Asia Cup, finishing fifth and showing resilience against Asia's powerhouse nations.

Our **Junior National teams** delivered one of their best collective years. Highlights included the Junior Tall Blacks placing fourth at the FIBA U19 World Cup, silver for the U17 New Zealand women, and gold for the U17 New Zealand men at the FIBA U17 Oceania Championships, and strong podium finishes for both our U16 teams at their FIBA Asia Cups.

In **3x3**, Aotearoa's growth and international competitiveness continued, with the 3x3 Tall Blacks winning bronze at the FIBA 3x3 Asia Cup, and both teams qualifying for the 2026 Commonwealth Games.

Domestic Leagues

The **Sal's NBL** delivered another thrilling season, capped by the Mills Saints claiming the national title over the SBS Southland Sharks. Emerging domestic talent shone throughout the league, with several players progressing into our national team environments.

The **G.J. Gardner Tauhi Basketball Aotearoa** competition continued to grow in quality and reputation. The Northern Group Tauranga Whai captured the 2025 championship following a dominant playoff run, as international interest in the league continued to rise.



Both leagues again utilised **Rapid League** to support competitive balance and provide meaningful development opportunities for rising talent. Collectively, the leagues remain a central pillar of our basketball ecosystem, elevating performance standards, strengthening community connection, and providing a critical pathway for our age-grade athletes.

Community, Partnerships and Participation

A standout achievement this year was the launch of **Hoops in Marae**, delivered in partnership with Poitūkohu Māori Aotearoa. This initiative brings basketball directly into Māori communities, strengthening cultural connection, and supporting tamariki and rangatahi to play in spaces that reflect identity and belonging. The signing of our **Māori Basketball Partnership Agreement (Mana Orite)** further solidified our long-term collaboration.

We were delighted to welcome **Chemist Warehouse** as a major new partner in 2025, strengthening support for the Leagues, community programmes, and event activations.

Participation continues to grow nationwide. Our **2degrees Girls Got Game** programme engaged thousands of young female athletes, while **BNZ Kiwi Hoops** expanded its reach across schools and communities. We continued to focus on improving facilities through **Hoops in Parks** and **Chemist Warehouse Hoops in Schools**, helping uplift community access to quality basketball spaces.

A major milestone was the completion and signing of new **Service Level Agreements (SLA's)** with our fantastic **Associations**. Developed through collaboration,



these SLAs create a unified national framework that strengthens alignment, clarifies expectations, and supports consistent delivery of high-quality basketball experiences across all regions.

Competitions and Domestic Pathways

Aotearoa's age-grade competitions continued to thrive, showcasing emerging talent with our **U20 Nationals** in Tauranga, **U18 Nationals** in Christchurch, and **U16 Nationals** in Wellington. Standout performances, rising stars and high-quality coaching and officiating made the 2025 championships one of the strongest yet.

Our two **Secondary School Nationals** again delivered an incredible atmosphere and competitive excellence, cementing this event as one of the largest youth tournaments in Aotearoa sport.

People, Integrity and Governance

In 2025, we farewellled **Dillon Boucher** after an exceptional tenure as Chief Executive. We thank Dillon for his outstanding contribution and service to basketball in Aotearoa and beyond. We also welcome **Belinda Edwards** as our new Chief Executive, who will lead BBNZ into its next phase of growth and strategic focus.

To ensure a safe and inclusive environment, BBNZ introduced a new national **Code of Conduct** alongside updated integrity, welfare, and behaviour policies to support Associations, coaches, officials, volunteers, and participants.

Looking Ahead

Looking to 2026, basketball is poised for another transformational year. We will embed the new SLAs into everyday delivery, supporting more consistent and equitable experiences nationwide. Work will continue to accelerate our digital and data ecosystem, enhance participation frameworks, and invest in coaching and officiating capability.

Our high-performance programmes will prepare us for key international milestones, including the 2degrees Tall Ferns and Tall Blacks 3x3 teams returning to the Commonwealth Games, and the Tall Blacks continuing their qualification journey towards the 2027 FIBA World Cup. Our national leagues will also undergo further enhancements to elevate the player, fan, and community experience.

Our sincerest thanks go to our players, coaches, volunteers, whānau, Associations, partners and fans for another incredible year at Basketball New Zealand. Your dedication and passion continue to help us all grow the game we love.

Ngā mihi nui,

Rob Gold
Chair

Belinda Edwards
Chief Executive

Highlights Miramira

PARTICIPATION

90,171

Registered basketball participants

29,455

Secondary school participants (3x3 and 5x5)

2,774

secondary school 3x3 only

2DEGREES TALL FERNS

8 games across Trans-Tasman Throwdown and Asia Cup



TALL BLACKS

16 games across FIBA windows, Trans-Tasman Throwdown, Solidarity Cup and Asia Cup

3X3 NATIONAL TEAMS

3x3 Asia Cup - Bronze (Men)
U23 3x3 Nations League Asia-Pacific Conference
Men - Champions
Women - Runner Up
U21 3x3 Nations League Asia-Pacific Conference
Men - Champions
Women - Runner Up

AGE GROUP NATIONAL TEAMS

Two 9 game, 4 Nation Tournaments for U16 and U19 Men.
>45 across 6 x National Teams
Men - U16, U19, U17
Women - U16, U17



COMMUNITY

48

 Hoops installed as part of Hoops in Schools, Hoops in Marae and Hoops in Parks

10

 Hoops installed as part of the Schick Neighbourhoods

10,000+

Number of rangatahi and tamariki impacted by new hoops



DELIVERY

1,855

 5x5 DOMESTIC GAMES

38,569

Participants reached by BNZ Kiwi Hoops approved delivery partners

25

 Age Group Tournaments

874

 Age Group Teams

1,311

 3X3 DOMESTIC GAMES

6,396

 USERS ON c|@achmate

13,212

2degrees Girls Got Game programme participants and...

7,845

programme resources and equipment

CONTENT

OVER 160k
Sal's NBL Attendance

OVER 22k
G.J. Gardner Taihiti Attendance

25%

 Increase in social media followers

73%

 Increase in video views

Team Culture & Values

How we treat each other

MANA RESPECT

WE ARE	WE EXPECT TO SEE	WE LOVE TO SEE	WE DON'T WANT TO SEE
Empowering	Supporting each other to enable them to be the best they can be.	People thriving within their workplace.	Controlling behaviour. People not being able to be themselves.
Empathetic	People centred approach. We care for each other.	People feeling appreciated within the workplace.	Uncaring and indifferent behaviour. People being treated poorly.
Inclusive	People feeling a part of something bigger. People know they have a valuable place in the team.	Connection which leads to a sense of belonging.	People being alienated or isolated. People feeling unheard or voiceless.

The way we work

TIKA INTEGRITY

WE ARE	WE EXPECT TO SEE	WE LOVE TO SEE	WE DON'T WANT TO SEE
Authentic (genuine)	People honouring their promises to the best of their ability. Open and honest conversations.	People expressing gratitude to colleagues.	People talking behind each other's backs. Deceitful and dishonest behaviour.
Accountable	Clarity around roles and responsibilities. People taking responsibility for their work and behaviour.	People owning mistakes and celebrating successes.	People blaming others. Unrealistic or unclear expectations of people.
Professional	Delivery to high standards. Focus of time and energy on priority work.	Continuous learning and improvement.	People putting their personal interests above the game. Unethical and immoral decisions and actions.

The environment we work in

HONO CONNECTED

WE ARE	WE EXPECT TO SEE	WE LOVE TO SEE	WE DON'T WANT TO SEE
Communicating	Regular and open communication. People being active listeners, open and supportive.	People feeling free to express their opinions.	People feeling disconnected, alienated or confused.
Supporting	A safe and supportive environment. A genuine interest in our collective mahi.	People feeling confident and proud.	People feeling overwhelmed, insecure or incapable.
Collaborating	We seek opportunities to work together Team members being involved, engaged and contributing.	People to feel optimistic, energised and courageous.	People to feel controlled, powerless, disheartened. Teams working in silos.

Our success relies on our people feeling

Aroha • Valued • Connected • Supported • Optimistic • Mana

Code of Conduct

Our Code Standards



Living our values and following the code

Our Code outlines safe, fair and respectful behaviour for our Aotearoa New Zealand basketball community to follow. It applies to everyone involved, and helps create a positive environment on and off the court. Not sure what it means? Ask your coach, Association or Basketball New Zealand. We're here to help.

Reporting a breach of concern

- Act quickly if there's a problem
- Talk to a leader with the relevant organisation
- Report child concerns to Oranga Tamariki
- If the issue is not resolved get support from the Sport Integrity Commission Te Kahu Rauenui.

When behaviour falls short of the Code

- Misconduct breaks the code, and will be investigated
- Serious or repeated misconduct has serious consequences
- Basketball New Zealand handles issues fairly, with outside help if needed.

BBNZ Awards

BASKETBALL NEW ZEALAND LEGEND

Kirk Penney

MURRAY MCMAHON AWARD

Marshall Seifert

FEMALE PLAYER OF THE YEAR 2024

Esra McGoldrick

LANCE MCLOUGHLIN TROPHY FOR FEMALE JUNIOR PLAYER OF THE YEAR 2024

Bailey Flavell

HALL OF FAME

Micaela Cocks

30 YEARS LONG SERVICE AWARD

Marshall Seifert

CAROLYN GREY AWARD FOR FEMALE COACH OF THE YEAR 2024

Mel Bennett

AMBASSADOR'S TROPHY FOR MALE JUNIOR PLAYER OF THE YEAR 2024

Oscar Goodman

SIR LANCE CROSS MEMORIAL AWARD

Alan Robson

MALE PLAYER OF THE YEAR 2024

Shea Ili

KEITH MAIR AWARD FOR MALE COACH OF THE YEAR 2024

Leyton Haddleton

Tall Blacks

FIBA Asia Cup Qualifiers

February 2025

Squad away vs Hong Kong China

Jackson Ball

Basketball Hawke's Bay (NZL)

Taylor Britt

Canterbury Rams (NZL)

Walter Brown

Tasmania JackJumpers (AUS)

Max Darling

New Zealand Breakers (NZL)

Kaia Isaac

New Zealand Breakers (NZL)

Tama Isaac

Canterbury Rams (NZL)

Jordan Ngatai

Kapfenberg Bulls (AUT)

Reuben Te Rangi

Tasmania JackJumpers (AUS)

Tohi Smith-Milner

Brisbane Bullets (AUS)

Tai Wynyard

Shanghai Juss Basketball Club (CHN)

Sam Waardenburg

Cairns Taipans (AUS)

Squad home vs Philippines

Jackson Ball

Basketball Hawke's Bay (NZL)

Taylor Britt

Canterbury Rams (NZL)

Walter Brown

Tasmania JackJumpers (AUS)

Max Darling

New Zealand Breakers (NZL)

Kaia Isaac

New Zealand Breakers (NZL)

Izayah Le'afa

Sydney Kings (AUS)

Jordan Ngatai

Kapfenberg Bulls (AUT)

Tohi Smith-Milner

Brisbane Bullets (AUS)

Reuben Te Rangi

Tasmania JackJumpers (AUS)

Corey Webster

Manawatū Jets (NZL)

Tai Wynyard

Shanghai Juss Basketball Club (CHN)

Coach

Assistant Coaches

Manager

Physiotherapist

Doctor

Massage Therapist/Logistics

Judd Flavell

Michael Fitchett

Daniel Sokolovsky

Dave Wildash

Rob Knight

Jamie Jolly

Paul Minehan

Beat Hong Kong China 92-51

Beat Philippines 87-70

Trans-Tasman Throwdown

May 2025

Squad away vs Australia - Game One

Jackson Ball

Basketball Hawke's Bay (NZL)

Taylor Britt

Canterbury Rams (NZL)

Walter Brown

Tasmania JackJumpers (AUS)

Carlin Davison

New Zealand Breakers (NZL)

Oscar Goodman

University of Michigan (USA)

Julius Halaifonua

Georgetown University (USA)

She Ili

Melbourne United (AUS)

Kaia Isaac

New Zealand Breakers (NZL)

Tama Isaac

Canterbury Rams (NZL)

Tohi Smith-Milner

Brisbane Bullets (AUS)

Reuben Te Rangi

New Zealand Breakers (NZL)

Squad away vs Australia - Game Two

Jackson Ball

Basketball Hawke's Bay (NZL)

Taylor Britt

Canterbury Rams (NZL)

Walter Brown

Tasmania JackJumpers (AUS)

Max Darling

New Zealand Breakers (NZL)

Carlin Davison

New Zealand Breakers (NZL)

Finn Delany

Melbourne United (AUS)

Julius Halaifonua

Georgetown University (USA)

She Ili

Melbourne United (AUS)

Kaia Isaac

New Zealand Breakers (NZL)

Tama Isaac

Canterbury Rams (NZL)

Tohi Smith-Milner

Brisbane Bullets (AUS)

Reuben Te Rangi

New Zealand Breakers (NZL)

Squad home vs Australia - Game Three

Jackson Ball Basketball Hawke's Bay (NZL)	Julius Halaifonua Georgetown University (USA)
Taylor Britt Canterbury Rams (NZL)	She Ili Melbourne United (AUS)
Walter Brown Tasmania JackJumpers (AUS)	Kaia Isaac New Zealand Breakers (NZL)
Max Darling New Zealand Breakers (NZL)	Tama Isaac Canterbury Rams (NZL)
Carlin Davison New Zealand Breakers (NZL)	Tohi Smith-Milner Brisbane Bullets (AUS)
Finn Delany Melbourne United (AUS)	Reuben Te Rangi Tasmania JackJumpers (AUS)

Coach
Assistant Coaches

Manager
Physiotherapist
Doctor
Massage Therapist/Logistics

Judd Flavell
Michael Fitchett
Daniel Sokolovsky
Dave Wildash
Rob Knight
Jamie Jolly
Paul Minehan

Lost to Australia 68-80**Lost to Australia 67-92****Beat Australia 106-97****Solidarity Cup**

Guangdong, China - July 2025

Jack Andrew Taranaki Airs (NZL)	Hayden Jones University of Wisconsin (USA)
Taylor Britt New Zealand Breakers (NZL)	Mojave King Tauranga Whai (NZL)
Flynn Cameron Adelaide 36ers (AUS)	Taine Murray Brisbane Bullets (AUS)
Max Darling New Zealand Breakers (NZL)	Jordan Ngatai Wellington Saints (NZL)
Carlin Davison New Zealand Breakers (NZL)	Dontae Russo-Nance Manawatū Jets (NZL)
Ben Gold Marquette University (USA)	Tohi Smith-Milner Brisbane Bullets (AUS)
Jordan Hunt Surrey 89ers (ENG)	Luca Yates Illawarra Hawks (AUS)

Coach
Assistant Coaches

Physiotherapist
Doctor
Massage Therapist/Logistics
Head of Delegation

Judd Flavell
Michael Fitchett
Daniel Sokolovsky
Av Kumar
Naj Soomro
Paul Minehan, John Kieu
David Huxford

Lost to Brazil 68-85**Beat Guangdong 90-66****Beat Montenegro 89-82****Four Nations Tournament**

Shenzhen, China - July 2025

Jack Andrew Taranaki Airs (NZL)	Jordan Hunt Franklin Bulls (NZL)
Taylor Britt New Zealand Breakers (NZL)	Mojave King Tauranga Whai (NZL)
Flynn Cameron Adelaide 36ers (AUS)	Taine Murray Brisbane Bullets (AUS)
Max Darling New Zealand Breakers (NZL)	Jordan Ngatai Wellington Saints (NZL)
Carlin Davison New Zealand Breakers (NZL)	Dontae Russo-Nance Perth Wildcats (AUS)
Ben Gold Marquette University (USA)	Tohi Smith-Milner Canterbury Rams (NZL)

Coach
Assistant Coaches

Physiotherapist
Doctor
Massage Therapist/Logistics

Judd Flavell
Michael Fitchett
Daniel Sokolovsky
Av Kumar
Naj Soomro
Paul Minehan
John Kieu
David Huxford

Beat Iraq 100-78**Beat Philippines 94-86****Beat Chinese Taipei 118-78****Beat Lebanon 90-86****Lost to China 84-98****Lost to Iran 73-79****FIBA World Cup Qualifiers**

December 2025

Squad home vs Australia

Jackson Ball Illawarra Hawks (AUS)	Mojave King Cairns Taipans (AUS)
Taylor Britt New Zealand Breakers (NZL)	Izayah Le'afa New Zealand Breakers (NZL)
Flynn Cameron Adelaide 36ers (AUS)	Sam Mennenga New Zealand Breakers (NZL)
Carlin Davison New Zealand Breakers (NZL)	Taine Murray Brisbane Bullets (AUS)
Finn Delany Melbourne United (AUS)	Tohi Smith-Milner Brisbane Bullets (AUS)
Tyrell Harrison Brisbane Bullets (AUS)	Yanni Wetzell Akita Northern Happinets (JPN)

Coach
Assistant Coaches

Manager
Physiotherapist
Doctor
Massage Therapist/Logistics
Head of Delegation

Judd Flavell
Michael Fitchett
Quinn Clinton
Jordan Mills
Rob Knight
Jamie Jolly
Paul Minehan
Nino De Gregorio

Lost to Australia 79-84**Lost to Australia 77-79**

2degrees Tall Ferns

Trans-Tasman Throwdown

May 2025

Squad away vs Australia - Game One

Ella Brow Southern Methodist University (USA)	Esra McGoldrick Casey Cavaliers (NBL1)
McKenna Dale Mandurah Magic (NBL1)	Sharne Robati Casey Cavaliers (NBL1)
Bailey Flavell Launceston Tornadoes (NBL1)	Emme Shearer Mackay Meteors / Meteorettes (NBL1)
Tegan Graham VFL AstroStars Bochum (GER)	Kaylee Smiler Tauranga Whai (NZL)
Pahlyss Hokianga Tauranga Whai (NZL)	Ashley Strawbridge West Adelaide Bearcats (NBL1)
Tyiah Hooper Melbourne Tigers (NBL1)	Ella Tofaeono Melbourne Tigers (NBL1)

Squad away vs Australia - Game Two

Ella Brow Southern Methodist University (USA)	Esra McGoldrick Casey Cavaliers (NBL1)
McKenna Dale Mandurah Magic (NBL1)	Sharne Robati Casey Cavaliers (NBL1)
Bailey Flavell Launceston Tornadoes (NBL1)	Emme Shearer Mackay Meteors / Meteorettes (NBL1)
Tegan Graham VFL AstroStars Bochum (GER)	Kaylee Smiler Tauranga Whai (NZL)
Keriana Hippolite Brisbane Capitals (NBL1)	Ashley Strawbridge West Adelaide Bearcats (NBL1)
Pahlyss Hokianga Tauranga Whai (NZL)	Ella Tofaeono Melbourne Tigers (NBL1)

Squad home vs Australia - Game Three

Ella Brow Southern Methodist University (USA)	Esra McGoldrick Casey Cavaliers (NBL1)
McKenna Dale Mandurah Magic (NBL1)	Sharne Robati Casey Cavaliers (NBL1)
Bailey Flavell Launceston Tornadoes (NBL1)	Emme Shearer Mackay Meteors / Meteorettes (NBL1)
Tegan Graham VFL AstroStars Bochum (GER)	Kaylee Smiler Tauranga Whai (NZL)
Pahlyss Hokianga Tauranga Whai (NZL)	Ashley Strawbridge West Adelaide Bearcats (NBL1)
Waiata Jennings University of Alabama (USA)	Ella Tofaeono Melbourne Tigers (NBL1)

Coach Assistant Coaches	Natalie Hurst Mel Bennett Kerryn Mitchell
Manager Physiotherapist	Julie Blake Janet Main

Lost to Australia 70-88

Lost to Australia 57-98

Lost to Australia 71-86

Junior Tall Ferns

FIBA Asia Cup

Shenzhen, China - July 2025

McKenna Dale Mandurah Magic (NBL1)	Emme Shearer Mackay Meteors / Meteorettes (NBL1)
Tayla Dalton Townsville Flames (NBL1)	Ashley Strawbridge West Adelaide Bearcats (NBL1)
Bailey Flavell Launceston Tornadoes (NBL1)	Ritorya Tamilo University of Hawai'i (USA)
Pahlyss Hokianga Tauranga Whai (NZL)	Ella Tofaeono Melbourne Tigers (NBL1)
Tyiah Hooper Melbourne Tigers (NBL1)	Charlotte Whittaker Toulouse Metropole Basket (FRA)
Esra McGoldrick Casey Cavaliers (NBL1)	Olivia Williams University of California (USA)
Rebecca Pizzey Eltham Wildcats (NBL1)	Maia Jones Santa Clara University (USA)
Ella Brow Baylor University (USA)	

Coach
Assistant Coaches

Natalie Hurst
Mel Bennett
Kerryn Mitchell
Julie Blake
Janet Main

Manager
Physiotherapist

Lost to Korea 76-78

Beat Indonesia 75-45

Lost to China 51-85

Lost to Japan 62-77

Beat Philippines 78-71

FIBA U17 Women's Oceania Cup

Samoa - December 2025

Lily Ashton Waikato Basketball (NZL)	Sahara Katene North Harbour Basketball (NZL)
Kahsia Bailey-Nowell Basketball Taranaki (NZL)	Keija Miringaorangi Waikato Basketball (NZL)
Kiana Brown Basketball Otago (NZL)	Hannah Toli North Canterbury Basketball (NZL)
Nadia De Thierry Mainland Pouākai (NZL)	Gia Vukona Logan Thunder (NBL1)
Shaliyah Forbes Southern District Spartans (NBL1)	Jessie Whinray North Gold Coast Seahawks (NBL1)
Isabella Gillard Tauranga Whai (NZL)	
Ngahirata Jennings-Haumaha Rotorua Basketball Association (NZL)	

Coach
Assistant Coaches

Ryan Dubbleadam
Darci Finnigan
Sarah Molisa
Lori McDaniel
Katie Winchester
Hoani Macfater

Manager
Physiotherapist
Doctor

Beat Cook Islands 95-58

Beat Samoa 57-51

Lost to Australia 48-98

Beat Samoa 73-56

Lost to Australia 59-112

Junior Tall Blacks

JTB U19 China Tour

China - April 2025

Will Blight Nelson Giants (NZL)	Bart Jackowski Auckland Tuatara (NZL)
Jonty Bond Nelson Basketball (NZL)	Jackson Kiss Utah Prep (USA)
Oscar Goodman University of Michigan (USA)	Xanda Marsters Tauranga Whai (NZL)
Julius Halaifonua University of Georgetown (USA)	Mana Martin Canterbury Rams (NZL)
Jake Holmes Canterbury Rams (NZL)	James Matthews Nelson Giants (NZL)
KC Ioane Hutt Valley Basketball (NZL)	Jameer Reed Notre Dame Prep (USA)

Coach
Assistant Coaches
Manager
Physiotherapist
Head of Delegation

Josiah Maama
Douglas Courtney
Dave Beattie
Joe Gimm
Nino De Gregorio

FIBA U19 World Cup

Switzerland - June / July 2025

Jackson Ball Hawke's Bay Hawks (NZL)	Tama Isaac Canterbury Rams (NZL)
Will Blight Nelson Giants (NZL)	Hayden Jones Nelson Giants (NZL)
Lachlan Crate Nelson Giants (NZL)	Xanda Marsters Tauranga Whai (NZL)
Oscar Goodman University of Michigan (USA)	Troy Plumtree Cal Polu - San Luis OBISP (USA)
Julius Halaifonua University of Georgetown (USA)	Kahu Treacher Eastern Arizona College (USA)
Carter Hopoi Tauranga Whai (NZL)	Josh Wyllie Auckland Tuatara (NZL)

Coach
Assistant Coaches
Manager
Physiotherapist

Matt Lacey
Douglas Courtney
Josiah Maama
Carl Murray
Joe Gimm

Beat Argentina **77-72**

Beat Mali **73-50**

Lost to Serbia **97-103**

Beat China **99-86**

Beat Switzerland **84-70**

Lost to USA **64-120**

Lost to Slovenia **87-91**

New Zealand U16 Boys

FIBA U17 Men's Oceania Cup

Samoa - December 2025

Cooper Adams Nelson Giants (NZL)	Cooper Lepou Waikato Basketball (NZL)
Aubrey Chunga Basketball Hutt Valley (NZL)	Milan Newton Canterbury Basketball Academy (NZL)
Hoani Ifopo-Togia Canterbury Basketball Academy (NZL)	Ezekiel Otunuku Franklin Bulls (NZL)
Hunter Johns North Harbour Basketball (NZL)	Arana Robertson Basketball Hutt Valley (NZL)
Joshua Kelly Tauranga City Basketball (NZL)	Cole Hopoi Tauranga Whai (NZL)
Harry Kelso Franklin Bulls (NZL)	Philip Wickham Geelong United (AUS)

Coach
Assistant Coaches
Manager
Physiotherapist
Doctor

Josiah Maama
Sione Maama
Lucas Schnuriger
Marie O'Brien
Sam Jewell
Hoani Macfater

Beat Cook Islands **145-37**

Beat Samoa **126-50**

Lost to Australia **87-93**

Beat Samoa **131-27**

Beat Australia **82-62**

ATLAS Tour

China - June 2025

Tawhiri Cate Canterbury Basketball Academy (NZL)	Lawson Pryor Basketball Auckland (NZL)
Jason Columbas Basketball Auckland (NZL)	Zach Rampton Shanghai, China (CHN)
Jackson Couper Waitakere West Auckland Basketball (NZL)	Marco Sula Canterbury Basketball Academy (NZL)
Noah Duncan North Harbour Basketball (NZL)	Taye Thomson Basketball Auckland (NZL)
JC Goodman Basketball Auckland (NZL)	Roma Tuimaunei Canterbury Basketball Academy (NZL)
Liam Keogh Victoria State (AUS)	Elijah Tuupo Logan Thunder (NBL1)

Coach
Assistant Coaches
Manager
Physiotherapist
Head of Delegation

Ben Sheat
Greg Brockbank
Darron Larsen
Marie O'Brien
Mikayla Rosieur
Josh Furjes-Crawshaw

Lost to China **71-77**

Lost to Australia **69-84**

Lost to Slovenia **49-52**

Lost to China **57-64**

Beat Australia **83-77**

Beat Slovenia **59-49**

Beat Australia **64-62**

Lost to China **64-67**

New Zealand U16 Girls

U16 Men's Asia Cup Mongolia – September 2025

Tawhiri Cate
Canterbury Basketball Academy (NZL)

Jackson Couper
Waitakere West Auckland Basketball (NZL)

Noah Duncan
North Harbour Basketball (NZL)

Brigham Hakaraia
Waitakere West Auckland Basketball (NZL)

Liam Keogh
Victoria State (AUS)

Daley Pohio
North Harbour Basketball (NZL)

Lawson Pryor
Basketball Auckland (NZL)

Zach Rampton
Shanghai, China (CHN)

Marco Sula
Canterbury Basketball Academy (NZL)

Roma Tuimaunei
Canterbury Basketball Academy (NZL)

Elijah Tuupo
Logan Thunder (NBL1)

Lincoln Wilson
North Harbour Basketball (NZL)

Coach
Assistant Coaches

Manager
Physiotherapist
Doctor

Ben Sheat
Greg Brockbank
Quinn Clinton
Shay-Marie Peneha
Mikayla Rosieur
Dickson Fung

Beat Indonesia 96-54

Beat Chinese Taipei 101-82

Beat Philippines 85-54

Beat Iran 92-69

Lost to China 72-86

Beat Japan 93-92

U16 Men's Asia Cup Malaysia – September 2025

Emilia Ainley
Nelson Basketball Association (NZL)

Sienna Bourke
Logan Thunder (NBL1)

Charis Broughton
Tauranga Whai (NZL)

Shamar Broughton
Tauranga Whai (NZL)

Madelin Eliadis
Melbourne Tigers (NBL1)

Kalena Hogben
Diamond Valley Eagles (NBL1)

Ava Jones
Canterbury Basketball Academy (NZL)

Areta Kahura
Northern Kāhu (NZL)

Sienna Maurice
North Harbour Basketball (NZL)

Riley McClenaghan
Tauranga Whai (NZL)

Maniah Taefu
Canterbury Basketball Academy (NZL)

Nahala Toeieiu
Tokomanawa Queens (NZL)

Coach
Assistant Coaches

Manager
Physiotherapist
Doctor

Liam Connelly
Aled Jones
Sarah Molisa
Liz Worthington
Ashley Harmsworth
Allison Shaw

Lost to China 74-83

Beat Syria 109-24

Lost to Japan 72-76

Beat Chinese Taipei 74-70

Beat Japan 68-64

Lost to Australia 50-86

3x3 Tall Blacks

FIBA 3x3 Asia Cup Singapore – April 2025

Zach Hannen
(dedicated 3x3 player without NZ clubs)

Te Tuhi Lewis
Whai

Christian Martin
The Night 'n Day Otago Nuggets

Aidan Tonge
Kuala Lumpur 3x3

Coach
Manager
Physiotherapist
Consultant

Piet Van Hasselt
Nikolay Mikhalchuk
Joe Zhang
Simon Finzgar

Beat Vietnam 21-15

Beat Qatar 17-15

Beat India Quarterfinals 21-11

Lost to Australia Semi-finals 19-21

Beat Japan 3rd place game 21-18

FIBA 3X3 Donguang Challenger Christchurch – October 2025

Ben Hall
(dedicated 3x3 player without NZ clubs)

Aston Inwood
Nelson NBS Giants

Christian Martin
The Night 'n Day Otago Nuggets

Campbell Scott
The Big Barrel Hawks

Manager
Physiotherapist

Nikolay Mikhalchuk
Joe Zhang

Lost to Miami 19-21

Lost to Kanazawa 21-14

3x3 2degrees Tall Ferns

FIBA 3x3 Asia Cup Singapore – April 2025

Azure Anderson
BNZ Kāhu

Eva Langton
Norwood Flames

Sharne Robati
Casey Cavaliers

Kylee Smiler
Whai

Coach
Manager
Physiotherapist

Anthony Corban
Nikolay Mikhalchuk
Olivia O'Neill

Beat China 18-17

Lost to Korea 9-18

Jakarta Women's Series Stop Indonesia – July 2025

Azure Anderson
BNZ Kāhu

Anika Hyland
Whai

Maia Jones
Saint Mary's Gaels

Kavannah Lene
The Mainland Pouākai

Coach
Manager
Physiotherapist

Kat Jones
Nikolay Mikhalchuk
Joe Zhang

Lost to Japan 8-18

Lost to Singapore 13-15

3X3 U23 Men

FIBA U23 3X3 Nations League

Doha, Qatar

Josh Book
Missouri Western State University

Aston Inwood
Nelson NBS Giants

Te Tuhi Lewis
Whai

Christian Martin
The Night 'n Day Otago Nuggets

Aidan Tonge
Kuala Lumpur 3x3

Coach
Assistant Coach
Manager
Physiotherapist

Piet Van Hasselt
Simon Finzgar
Nikolay Mikhailchuk
Joe Zhang

FIBA U23 3X3 World Cup

Xiongan, China

Josh Book
Missouri Western State University

Zach Hannen
University of Canterbury

Christian Martin
The Night 'n Day Otago Nuggets

Aidan Tonge
Kuala Lumpur 3x3

Coach
Manager
Physiotherapist

Piet Van Hasselt
Nikolay Mikhailchuk
Joe Zhang

3X3 U23 Women

FIBA U23 3X3 Nations League

Doha, Qatar

Kate Herman
Lincoln University

Maia Jones
Saint Mary's Gaels

Dominique Stephens
Auckland University

Maddy Timms
The Mainland Pouākai

Maya Taingahue
Whai

Coach
Assistant Coach
Manager
Physiotherapist

Kat Jones
Simon Finzgar
Nikolay Mikhailchuk
Olivia O'Neill

FIBA U23 3X3 World Cup

Xiongan, China

Ivy Brown
Florida Southwestern State

Kate Herman
Lincoln University

Kavannah Lene
The Mainland Pouākai

Carly Ohia
Waikato University

Coach
Manager
Physiotherapist

Kat Jones
Nikolay Mikhailchuk
Joe Zhang

3X3 U21 Men

FIBA U21 3X3 Nations League

Xiaogan Shi, Hubei, China

Adam Bayer
University of Canterbury

Dane Bertinshaw
The Southland Sharks

Charlie Dalton
Concordia University Irvine

Campbell Scott
The Big Barrel Hawks

Aaron Sievert
Casper College

Coach
Manager
Physiotherapist
Head of the delegation

Simon Finzgar
Malachi Drye
Victoria Coates
Nikolay Mikhailchuk

3X3 U21 Women

FIBA U21 3X3 Nations League

Xiaogan Shi, Hubei, China

Ivy Brown
Florida Southwestern State

Anika Hyland
Whai

Kavannah Lene
The Mainland Pouākai

Carly Ohia
Ashlyn Rean
Alaska Anchorage Seawolves

Coach
Manager
Physiotherapist
Head of the delegation

Simon Finzgar
Malachi Drye
Victoria Coates
Nikolay Mikhailchuk

3x3 NZ Secondary Schools National Championships

Boys' Final

Hosted by Tauranga City Basketball Association

Aquinas College **22**

C Flavell, K Kaumoana, M Wade, T Kraenzlin, T Workman

Sacred Heart College **12**

C Stewart, J Vile, J Columbus, S Snowdon, T Taffs

Most Valuable Player

Ky-Mani Kaumoana

Aquinas College

Tournament Team

Bronson Curtis

St Andrew's College

Samuel Snowdon

Sacred Heart College

Michael Wade

Aquinas College

Ky-Mani Kaumoana

Aquinas College

Girls' Final

Hosted by Tauranga City Basketball Association

Mount Maunganui College **21**

A Hill, C Broughton, K Murray, R McClenaghan, S Broughton

St Andrew's College **13**

A Jones, E Jeffries, H Radford, N Thierry, O Motley

Most Valuable Player

Charis Broughton

Mount Maunganui College

Tournament Team

Ngahirata Haumaha

Te Kura o Te Koutu

Ava Jones

St Andrew's College

Shamar Broughton

Mount Manganui College

Charis Broughton

Mount Maunganui College

Sal's NBL

Play-in 1

Tauranga Whai **83**

Mojave King 31pts/7reb/7ast
Anzac Rissetto 17pts/10reb
Kruz Perrott-Hunt 10pts/6reb

Taranaki Steelformers Airs **67**

Carlin Davison 21pts/12reb/10ast
Armon Fletcher 16pts
Dom Kelman-Poto 9pts

Play-in 2

Southland Sharks **91**

Caleb Asberry 35pts/10ast/4stl
Josiah Allick 19pts/14reb
Keylan Boone 11pts/6stl

Auckland Tuatara **75**

Tom Vodanovich 22pts/4reb/3stl
Luther Muhammad 18pts/4reb/5 ast
Buay Tuach 17pts/4stl

Semi-Final 1

Southland Sharks **101**

Josiah Allick 21pts/15reb
Caleb Asberry 19pts/4reb/9ast
Keylan Boone 18pts/10reb
Tukaha Cooper 16pts

Wheeler Motor Company Canterbury Rams **82**

Sean Macdonald 23pts/7ast
Max Darling 15pts
Taylor Britt 13pts/6ast
Walter Brown 12pts/5ast

Semi-Final 2

Mills Albert Wellington Saints **93**

Nick Marshall 22pts/11reb/6ast
Hyrum Harris 20pts/6reb/4ast
Jordan Ngatai 16pts
Nick Muszynski 15pts/8reb

Tauranga Whai **68**

Kruz Perrott-Hunt 15pts/6ast
Mojave King 13pts
Jayden Bezzant 12pts
Anzac Rissetto 11pts/7reb

Grand final

Mills Albert Wellington Saints **88**

Hyrum Harris 20pts/14reb
Jordan Ngatai 19pts
Nick Marshall 16pts/11reb
Shaun Bruce 13pts
Izayah Le'afa 11pts/5reb/6ast

Southland Sharks **83**

Keylan Boone 19pts/6reb
Sam Timmins 17pts/11reb/5ast
Caleb Asberry 15pts/6reb/9ast
Josiah Allick 15pts/9reb/6ast

Sal's NBL Award Winners

MOST VALUABLE PLAYER

Josiah Allick
Southland Sharks

ALL-STAR FIVE

Nick Marshall
Mills Albert Wellington Saints

Sean Macdonald
Wheeler Motor Company
Canterbury Rams

Carlin Davison
Taranaki Steelformers Airs

Jeremy Combs
NBS Nelson Giants

Josiah Allick
Southland Sharks

REFEREE OF THE YEAR
Callum Welch

**KEITH CARR TROPHY -
MOST OUTSTANDING GUARD**
Nick Marshall
Mills Albert Wellington Saints

JOHN MACDONALD TROPHY - MOST OUTSTANDING NEW ZEALAND GUARD

Izayah Le'afa
Mills Albert Wellington Saints

GARRY PETTIS MEMORIAL TROPHY - REBOUNTING CHAMPION

Josiah Allick
Southland Sharks

YOUTH PLAYER OF THE YEAR (21 YEARS AND UNDER)

Jackson Ball
Big Barrel Hawks

MOST IMPROVED PLAYER

Jackson Ball
Big Barrel Hawks

**ALAN BLAND MEMORIAL
TROPHY - SCORING CHAMPION**
Jeremy Combs
NBS Nelson Giants

DEFENSIVE PLAYER OF THE YEAR

Hyrum Harris
Mills Albert Wellington Saints

COMMISSIONER'S CUP - MOST OUTSTANDING FORWARD

Josiah Allick
Southland Sharks

DAVE TAYLOR TROPHY - ASSIST CHAMPION

Owen Foxwell
Taranaki Steelformers Airs

NIALL FORSYTH TROPHY - BEST TEAM FREE THROWS

Big Barrel Hawks

COACH OF THE YEAR

Aaron Young
Mills Albert Wellington Saints

Sky Broadband Rapid League Award Winners

RAPID LEAGUE MOST VALUABLE PLAYER

Hayden Jones
NBS Nelson Giants

RAPID LEAGUE ALL-STAR FIVE

Hayden Jones
NBS Nelson Giants

Kazlo Evans Jr
Mills Albert Wellington Saints

Tyson Thata-Paese
Property Brokers Manawatū Jets

Lachlan Crate
NBS Nelson Giants

Sam Dempster
NBS Nelson Giants

Sal's NBL Media Awards

CLUB OF THE YEAR

Wheeler Motor Company
Canterbury Rams

BEST FAN ENGAGEMENT
NBS Nelson Giants

BEST GAME PRESENTATION
Auckland Tuatara

BEST MEDIA COVERAGE
Unique Shark
Logan Savory, Southland Tribune

BEST DIGITAL TEAM CREATIVE
NBS Nelson Giants
Jets Travel VLOG - Danielle Eagle

GENERAL MANAGER OF THE YEAR

Jarrold Kenny
Big Barrel Hawks

BEST SOCIAL MEDIA
Mills Albert Wellington Saints

**VIDEO CONTENT CREATOR
OF THE YEAR**

Nic Durkin
Mills Albert Wellington Saints

PHOTO OF THE YEAR

Will Gould
Hyrum Harris Floats Through the Air

G.J. Gardner Homes Tauihi Basketball Aotearoa

Semi-final 1

**The Northern Group
Tauranga Whai** **82**
Emme Shearer 26pts/5reb/5ast
Mikayla Cowling 21pts/5reb
Hannah Hank 10pts/11reb/5ast
Laina Snyder 10pts/7reb/4stl

ANZCO Tokomanawa Queens **76**
Stella Beck 19pts/6reb/5ast
Kristy Wallace 16pts/6ast
Lou Brown 14pts/9reb
Brooke Basham 13pts/4reb

Semi-final 2

**ProBuild ITM
Mainland Pouākai** **99**
Marena Whittle 26pts/11reb/7ast
Bree Hall 20pts/4reb
Morgan Yaeger 14pts/3ast
Taylor Mikesell 14pts/3ast

Southern Hoiho **92**
Taylah Simmons 21pts/4reb/3ast
Claire Jacobs 21pts/3reb
Lillian Dart 18pts/4ast
Jessie Edwards 11pts/7reb

Grand final

**The Northern Group
Tauranga Whai** **93**
Mikayla Cowling 28pts/5reb/3stl
Emme Shearer 16pts/4reb/3ast
Laina Snyder 14pts/20reb/6ast
Jessica McDowell-White 10pts/12ast

**ProBuild ITM
Mainland Pouākai** **66**
Taylor Mikesell 13pts/5reb
McKenna Dale 12pts
Marena Whittle 8pts/12reb/5ast

Foot Locker U20 National Championships

Foot Locker U20 Ngā Tōnamana Whakaihuwaka ā-Motu

G.J. Gardner Homes Tauihi Awards

MOST VALUABLE PLAYER

Kristy Wallace
ANZCO Tokomanawa Queens

ALL-STAR FIVE

Kristy Wallace
ANZCO Tokomanawa Queens

Marena Whittle
Probuild ITM Mainland Pouākai

Hannah Hank
The Northern Group Tauranga Whai

Penina Davidson
ANZCO Tokomanawa Queens

Laina Snyder
The Northern Group Tauranga Whai

MOST IMPROVED PLAYER

Emma Rogers
Probuild ITM Mainland Pouākai

REFEREE OF THE YEAR

Callum Welch

COACH OF THE YEAR

Tania Tupu
ANZCO Tokomanawa Queens

DEFENSIVE PLAYER OF THE YEAR

Stella Beck
ANZCO Tokomanawa Queens

YOUTH PLAYER OF THE YEAR

Emma Rogers
Probuild ITM Mainland Pouākai

Sky Broadband Rapid League Award Winners

RAPID LEAGUE MOST VALUABLE PLAYER

Emma Rogers
Probuild ITM Mainland Pouākai

RAPID LEAGUE ALL-STAR FIVE

Emma Rogers
Probuild ITM Mainland Pouākai

Briarley Rogers
ANZCO Tokomanawa Queens

Lil Dart
Southern Hoiho

Azure Anderson
BNZ Northern Kāhu

Charlotte Whittaker
Probuild ITM Mainland Pouākai

Club Awards

CLUB OF THE YEAR

Southern Hoiho

BEST GAME PRESENTATION

ANZCO Tokomanawa Queens

BEST SOCIAL MEDIA

ProBuild ITM Mainland Pouākai

TEAM GM OF THE YEAR

Angela Ruske
Southern Hoiho

BEST FAN ENGAGEMENT

BNZ Northern Kāhu

Men's Final

Hosted by Tauranga City Basketball Association

Canterbury **113**

M Martin 30, T Isaac 21, I Cate 20

Hawke's Bay **93**

E Eagle 28, Z Smiler 19, H Keighley 13

Referees

Brin Watson, Kobe Lucas, Elijah Vaealiki

Most Valuable Player

Tama Isaac
Canterbury

Foot Locker Defensive Player of the Tournament

Ihaka Cate
Canterbury

All-Star 5

Josh Wyllie
Harbour

Harry Keighley
Hawke's Bay

Ezrah Eagle
Hawke's Bay

Ihaka Cate
Canterbury

Tama Isaac
Canterbury

Women's Final

Hosted by Tauranga City Basketball Association

Tauranga **99**

P Hokianga 40, S Roger 26, G Parahi 18

Waikato **68**

Leger-Walker 24, T Biladi 8

Referees

Brendon Douglas, Elijah Mareko, Olivia Murray

Most Valuable Player

Pahlyss Hokianga
Tauranga

Foot Locker Defensive Player of the Tournament

Emma Rogers
Tauranga

All-Star 5

Ophelia Powell
Canterbury

Tannika Leger-Walker
Waikato

Kaelani Albert-Neha
Waikato

Sophie Rogers
Tauranga

Pahlyss Hokianga
Tauranga

Foot Locker U18 National Championships

Foot Locker U18 Ngā Tōnamana Whakaihuwaka ā-Motu

Boys' Final

Hosted by Canterbury Basketball

Canterbury **93**

M Newton 31, H Ifopo-Togia 17, L Marshall 8

Manawatū **75**

M Ekenasio 17, Jayde 16, A Chunga 11

Referees

Elijah Vaealiki, Leo Shaw

Most Valuable Player

Milan Newton

Canterbury

Foot Locker Defensive Player of the Tournament

Hunter Johns

Harbour A

All-Star 5

Cooper Lepou

Waikato

Cooper Te Ratana

Waitakere West A

Arana Robertson

Hutt Valley

Hoani Ifopo-Togia

Canterbury A

Milan Newton

Canterbury A

Girls' Final

Hosted by Canterbury Basketball

Tauranga **89**

C Broughton 32, S Broughton 27, J Teki 13

Canterbury A **57**

R Gaffaney 11, R Cutbush 10, S Buckley 8

Referees

Jazmin Dean, Olivia Murray

Most Valuable Player

Shamar Broughton

Tauranga

Foot Locker Defensive Player of the Tournament

Charis Broughton

Tauranga

All-Star 5

Lily Ashton

Waikato

Rosie Gaffaney

Canterbury

Ava Jones

Canterbury

Charis Broughton

Tauranga

Shamar Broughton

Tauranga

Foot Locker U16 National Championships

Foot Locker U16 Ngā Tōnamana Whakaihuwaka ā-Motu

Boys' Final

Hosted by Wellington Basketball

Auckland **112**

J Goodman 30, T Lippi-Smith 21, R Duggan 20

Canterbury A **110**

F Langrell 32, B Habinshuti 26, L Swainson 15

Referees

Hunter Lethlean, Curtis Norton

Most Valuable Player

Finn Langrell

Canterbury A

Foot Locker Defensive Player of the Tournament

JC Goodman

Auckland

All-Star 5

Dayton Simpkin

Harbour A

Xavier Van Kuijk

Waikato

Tevyn Lippi-Smith

Auckland

Benjamin Habinshuti

Canterbury A

Finn Langrell

Canterbury A

Girls' Final

Hosted by Wellington Basketball

Canterbury A **66**

M Levea-Martin 26, I Day 10, M Taefu 8

Wellington **60**

N Toeleiu 20, K Namana 12, M Sun 10

Referees

Zyon-Skylar Pinamonti, Te Waihanea Tupe-Crichton

Most Valuable Player

Maiyah Lavea-Martin

Canterbury A

Foot Locker Defensive Player of the Tournament

Patileti Auva'a

Wellington

All-Star 5

Liahona Nin

Waikato

Milaan Ma Sun

Wellington

Nahala Toeleiu

Wellington

Maniah Taefu

Canterbury A

Maiyah Lavea-Martin

Canterbury A

New Zealand Secondary Schools Nationals

'A' Premierships

North Island Boys' Final

Te Aroha College	80
Ngā Taiātea Wharekura	58

South Island Boys' Final

Greymouth High School	74
Maruawai College	53

North Island Girls' Final

Te Kura O Te Koutu	81
Te Kura Kaupapa Maori o Te Kura Kokiri	45

'AA' Premierships

Zone 1 Boys' Final

Dilworth School	78
Westlake Boys' High School	68

Zone 2 Boys' Final

Mount Manganui College	79
Hamilton Boys' High School	78

Zone 3 Boys' Final

Napier Boys' High School	98
Wellington College	76

Zone 4 Boys' Final

Shirley Boys' High School	77
Nelson College	73

Zone 1 Girls' Final

Westlake Girls' High School	80
Saint Kentigern College	59

Zone 2 Girls' Final

Hamilton Girls' High School	85
Tauranga Girls' College	77

Zone 3 Girls' Final

Wellington East Girls' College	78
Mana College	62

Zone 4 Girls' Final

St Andrew's College	85
Rangiora High School	57

‘A’ Finals**Boys’ Final**

Te Aroha College **86**
B Maina 19, V Lenden 19, T Greaves 15

Elim Christian College **65**
D Reckling 27, I Dunn 18, J Chandra 14

Referees
Curtis Norton, Te Waihanea Tupe-Crichton

Most Valuable Player

Vince Lenden
Te Aroha College

Defensive Player of the Tournament

Haizley Bartlett
Te Aroha College

All-Star 5

Alex Moss
Opunake High School

Te Ahitaewa Hakaraia-Hosking
Hato Pāora College

Donovan Reckling
Elim Christian College

Baraka Maina
Te Aroha College

Vince Lenden
Te Aroha College

Girls’ Final

Te Kura o Te Koutu **88**
N Jennings-Haumaha 32, A Edwards 15,
M Waarea-Tamai 14

TKKM o Te Kura Kokiri **56**
P Biel 19, H Biel 16, H Biel-Thorner 8

Referees
Arnika Williams-Riding, Amo Webster

Most Valuable Player

Ngahirata Jennings-Haumaha
Te Kura o Te Koutu

Defensive Player of the Tournament

Karly Kaio
Te Kura o Te Koutu

All-Star 5

Sienna Letoa-Tuala
Whitby Collegiate

Kayla Proudfoot
Waimate High School

Hinetai Biel-Thorner
Te Kura Kokiri

Marewa Waarea-Tamai
Te Kura o Te Koutu

Ngahirata Jennings-Haumaha
Te Kura o Te Koutu

‘AA’ Finals**Boys’ Final**

Shirley Boys’ High School **94**
T Hunt 31, M Newton 29, H Tito-Haitana 14

Christ’s College **81**
H Ifopo-Togia 28, I Cate 24, B Thompson 14

Referees
Elijah Mareko, Elijah Vaealiki

Most Valuable Player

Toby Hunt
Shirley Boys’ High School

Defensive Player of the Tournament

Tawhiri Cate
Christ’s College

All-Star 5

Carver Gibson
Auckland Grammar School

Daley Pohio
Westlake Boys’ High School

Ihaka Cate
Christ’s College

Milan Newton
Shirley Boys’ High School

Toby Hunt
Shirley Boys’ High School

Girls’ Final

Westlake Girls’ High School **102**
E Schroeder 23, S Katene 23, K Moors 8

Hamilton Girls’ High School **72**
T Biladi 15, K Kershaw-Ryan 14, A Nordstrom 12

Referees
Olivia Murray, Zyon-Skylar Pinamonti

Most Valuable Player

Emma-Kaye Schroeder
Westlake Girls’ High School

Defensive Player of the Tournament

Katie Moors
Westlake Girls’ High School

All-Star 5

Kilani-Mae Tuineau
Saint Kentigern

Pahlyss Hokianga
Tauranga Girls’ High School

Theresa Biladi
Hamilton Girls’ High School

Sahara Katene
Westlake Girls’ High School

Emma-Kaye Schroeder
Westlake Girls’ High School

Financial Statements

For the year ended 31 December 2025

Statement of Service Performance	35
Consolidated Statement of Comprehensive Revenue and Expenses	38
Consolidated Statement of Changes in Net Assets	39
Consolidated Statement of Financial Position	40
Consolidated Statement of Cashflows	41
Notes to the Consolidated Financial Statements	42
Independent Auditor's Report	51

Nature of Business

Basketball New Zealand is the national body for the sport of basketball in New Zealand. Our role is to develop, grow and promote basketball and participants of the game.

Address

Level 6, 39 The Terrace
Wellington 6011

IRD Number

13-966-796

Status

Incorporated Society

Auditors

BakerTilly Staples Rodway
Audit Limited

Bankers

Bank of New Zealand

Statement of Service Performance

Basketball New Zealand Inc For the year ended 31 December 2025

This report has been prepared in accordance with PBE FRS 48 Service Performance Reporting. The Board of Basketball New Zealand Incorporated believes that the statements contained in this report accurately reflect the overall performance of Basketball New Zealand Incorporated for the year ended 31 December 2025.

Vision

Hoops in the heart of every community

At the heart of Basketball New Zealand's mahi is a simple yet effective ambition: Hoops in the heart of every community.

Everything we do, whether supporting local associations, developing coaches and officials, installing hoops, running tournaments, or preparing national teams, supports our Mission to inspire people to live and love this game.

Our values of Mana, Tika, and Hono guide this journey. They shape how we engage with our communities, how we uphold fairness and transparency, and how we work in partnership across Aotearoa.

The performance targets that follow show how we bring these commitments to life. They demonstrate our progress across community development, participation growth, high-performance programmes, diversity and inclusion outcomes, and the expansion of accessible basketball infrastructure. These indicators provide a clear and transparent view of our impact and form the basis for tracking our long term strategic ambitions.

We exist to inspire you to live and love this game as much as we do.

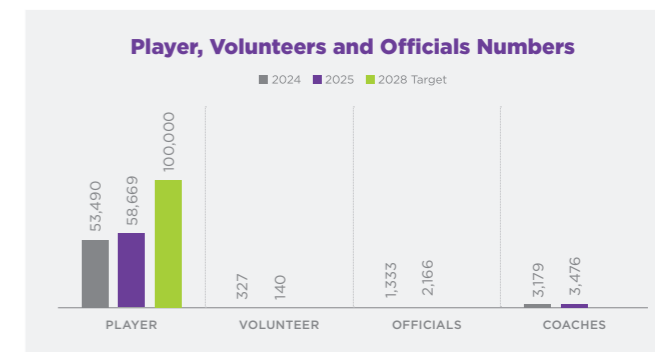
Our Values

BBNZ Value	What it drives in the SSI
Mana/Respect	Safe, inclusive, participant centered experiences
Tika/Integrity	Strong governance, safeguarding, fair play, and trusted systems
Hono/Connected	Unified national system, partnerships, communication and community connection

Together, Mana, Tika and Hono ensure that BBNZ's strategic actions (SSI) are delivered in a way that reflects who BBNZ is, not just what BBNZ does.

Player Numbers and Hoops Installations

Basketball participation continues to grow nationwide, with roughly 60,000 players registering online and increasingly diverse communities engaging with the game. Expanded registration systems and the Development Levy are helping capture clearer participation data. Officials and Coaching numbers continue their trend upward and are significantly ahead of our targets for 2028. This is a result of understanding more about our people and how to reach them where they are in a way in which they want to be reached. CoachMate has been a game changer in coaching and our new referee selection process has seen an uptick in availability for events and registrations.



Diversity and Inclusion

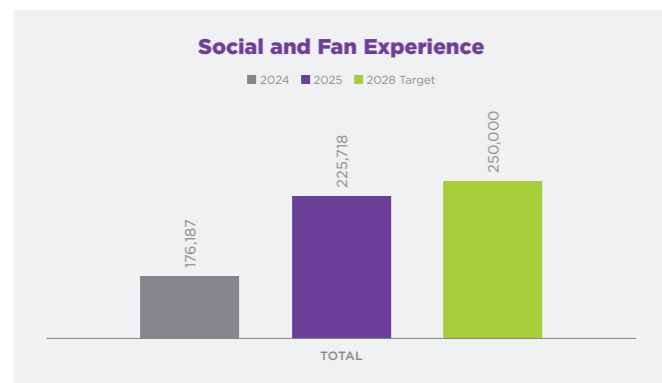
Female Coaching numbers continue their trend upward. Female officiating numbers hold steady as we build towards our target of 40% by 2028. We continue to move toward a healthy and sustainable long-term balance as our new referee selection process sees an uptick in availability for events and registrations.



Please note that the figures for 2024 Ethnically Diverse Players were captured at a specific point in time and cannot be independently reproduced or verified. These numbers are unaudited and provided for comparison purposes only.

Social and Fan Experience

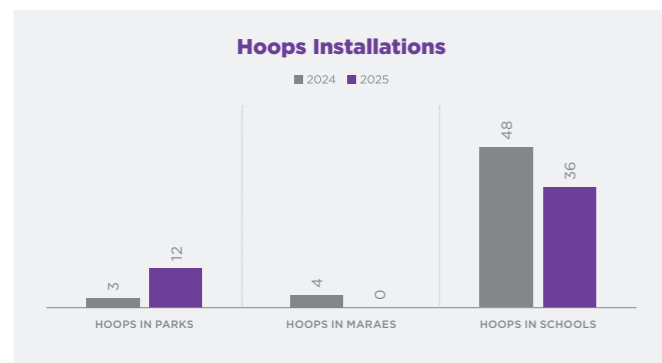
As basketball participation and interest continue to grow across Aotearoa, our focus on strengthening the social fan experience has remained a priority. In 2025, our total social media following increased by 28% across all platforms. In 2026, we will look to build on this momentum by delivering dynamic, engaging, and high-quality content that enhances the connection between our fans and the game.



Please note that the 2024 figures for Social and Fan Experience were captured at a specific point in time and cannot be independently reproduced or verified. These numbers are unaudited and provided for comparison purposes only. The numbers presented are not as of 31 December 2025 and reflect the closest date available.

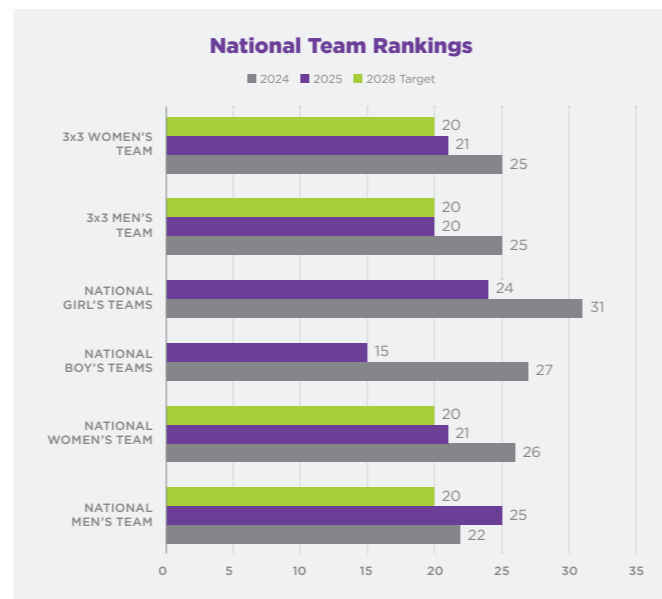
Hoops Installations

Nationwide hoop initiatives, Hoops in parks, marae, and schools continue to create more accessible places to play. These programmes strengthen community connection and ensure basketball remains one of Aotearoa's most visible, accessible and inclusive sports.



Team Rankings

All four senior teams across 5x5 and 3x3 are tracking well to be embedded in the Top 20 FIBA rankings by 2028 with the Men's 3x3 team currently ranked 20th. The Tall Blacks 5x5 have a World Cup (qualification pending) in 2027 which will see a rankings climb beyond the currently placing of 25 and 2028 will have sufficient games to consolidate this. The Tall Ferns 5x5 have an Asia Cup in 2027 with a full strength squad anticipated to be available, a top 4 finish will ensure a 2028 top 20 ranking and in 2028 consolidation through an Olympic Qualification Tournament. In 3x3 our Tall Blacks are tracking ahead of schedule and performances across 2027 and 2028 would solidify their ranking. The 3x3 Tall Ferns have more tournaments than previous years to ensure they are also in the top 20 by 2028. Both the 3x3 Tall Ferns and 3x3 Tall Blacks are attending the 2026 Commonwealth Games.

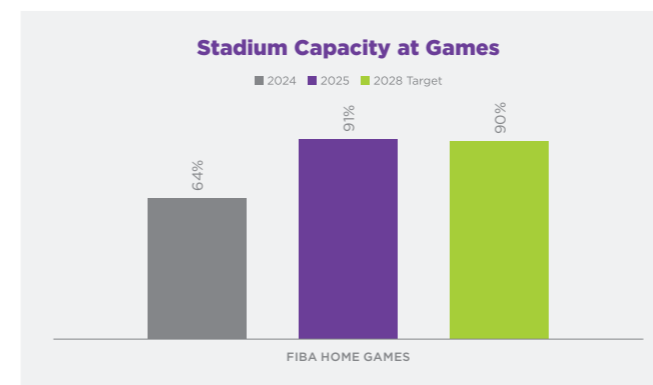


The rankings presented are not as of 31 December 2025 and reflect the final FIBA ranking before 31 December 2025. Please note that the 2024 figures for the 3x3 Team Rankings were captured at a specific point in time and cannot be independently reproduced or verified. These numbers are unaudited and provided for comparison purposes only.

Stadium Capacity at Games

The Tall Blacks hosted two home games in FY25. The first was a FIBA Asia Cup Qualifier against the Philippines at a sold out Spark Arena. Later in the year they took on Australia in a FIBA World Cup Qualifier game with a near-capacity crowd. The average of both games saw 91% of available seats filled. This was an increase compared to the two home games held in FY24 against Hong Kong and Chinese Taipei, which featured lower-profile opposition and attracted lower attendance.

Looking ahead to FY26, the Tall Blacks are scheduled to host two home games. The first is against the Philippines, which is expected to draw a strong crowd, followed by a fixture against Guam.



Disclosure of Judgements

In preparing the Statement of Service Performance, the Board has made the following key judgements:

Selection of Quantitative Information

The Board has determined that, for the reporting period, it is most appropriate to report primarily quantitative information regarding the services provided. This decision was made based on the objective to present measurable performance outcomes that provide clarity and consistency for users of the financial statements. The information reported includes metrics such as service outputs and participation opportunities that reflect the entity's service delivery across BBNZ's main areas of activity: Community Initiatives, Tournaments, Leagues, Events, and High Performance.

Alignment with Strategic Plans

The Board continues to improve the alignment of the service performance reporting with BBNZ's strategic objectives and will continue to strengthen the reporting, where possible with targets for 2028 added for specific measures.

The reported service performance information will be closely connected with the entity's strategic plans in future years. This will involve a more comprehensive approach to integrating qualitative performance measures that better reflect the long-term goals of the entity.

These judgements are made in accordance with the guidance set out in PBE FRS 48, and the Board is committed to enhancing the quality and relevance of service performance reporting as part of its ongoing efforts to improve accountability and transparency.

Consolidated Statement of Comprehensive Revenue and Expenses

Basketball New Zealand Inc
For the year ended 31 December 2025

	Notes	2025 \$	2024 \$
Revenue from Non-exchange Transactions			
Gaming Trust funding	6	493,411	735,964
Other grants and donations		632,184	417,545
Sport New Zealand Group funding	12	1,533,934	2,301,022
Sports Betting Commission		5,619,430	4,476,441
Offshore Wagering		455,148	324,587
Donations		133,323	-
Total Revenue from Non-exchange Transactions		8,867,430	8,255,559
Revenue from Exchange Transactions			
Interest		217,103	214,593
Sponsorship	11	5,512,709	5,211,151
Membership fees		308,664	213,900
Revenue from providing services	10	3,127,881	2,573,792
Other revenue		274,822	151,031
Total Revenue from Exchange Transactions		9,441,180	8,364,467
Total Revenue		18,308,610	16,620,026
Expenses			
Employee-related costs		3,737,474	3,832,924
Administration costs	7	1,429,312	1,261,081
Provision of services to members	13	11,350,074	10,167,012
Sponsorship in kind		483,720	229,845
Total Expenses		17,000,580	15,490,862
Total Surplus		1,308,030	1,129,164
Other Comprehensive Revenue and Expenses		-	-
Total Comprehensive Revenue and Expenses		1,308,030	1,129,164

The notes to the consolidated financial statements form part of and should be read in conjunction with the consolidated financial statements.

Consolidated Statement of Changes in Net Assets

Basketball New Zealand Inc
For the year ended 31 December 2025

	2025 \$	2024 \$
Accumulated Comprehensive Revenue and Expenses		
Opening Balance	3,972,844	2,843,680
Comprehensive Revenue and Expenses		
Surplus for the year	1,308,030	1,129,164
Total Comprehensive Revenue and Expenses	1,308,030	1,129,164
Total Accumulated Comprehensive Revenue and Expenses	5,280,874	3,972,844
Total Net Assets	5,280,874	3,972,844

The notes to the consolidated financial statements form part of and should be read in conjunction with the consolidated financial statements.

Consolidated Statement of Financial Position

Basketball New Zealand Inc
As at 31 December 2025

	Notes	2025 \$	2024 \$
Assets			
Current Assets			
Cash and cash equivalents		1,332,705	891,656
Term deposit		5,051,432	3,728,094
Receivables from exchange transactions	8	1,089,005	951,313
Receivables from non-exchange transactions	9	846,790	504,198
Loan		20,200	35,700
Accrued income		36,635	85,887
Pre-payments		106,921	70,371
Bartercard account	14	137,263	50,743
Total Current Assets		8,620,950	6,317,962
Non-current Assets			
Receivables from exchange transactions	8	-	176,863
Property, plant and equipment	15	75,296	41,955
Total Non-current Assets		75,296	218,818
Total Assets		8,696,246	6,536,780
Liabilities			
Current Liabilities			
Trade and other payables		2,230,109	1,460,496
GST payable		34,898	375,053
Income in advance		904,170	491,354
Employee entitlements		246,195	237,033
Total Current Liabilities		3,415,372	2,563,935
Total Liabilities		3,415,372	2,563,935
Net Assets		5,280,874	3,972,844
Net Assets Attributable to the Owners of the Controlling Entity			
Accumulated revenue and expense		5,280,874	3,972,844
Total Net assets Attributable to the Owners of the Controlling Entity		5,280,874	3,972,844

The notes to the consolidated financial statements form part of and should be read in conjunction with the consolidated financial statements.

Consolidated Statement of Cashflows

Basketball New Zealand Inc
For the year ended 31 December 2025

	2025 \$	2024 \$
Cash from Operating Activities		
Cash was Provided From		
Receipts from non-exchange transactions	8,524,838	9,214,251
Receipts for membership fees	265,420	213,900
Receipts from exchange transactions	8,889,657	6,424,402
Interest	217,103	214,593
Total Cash was Provided From	17,897,018	16,067,146
Cash was Applied To		
Payments to suppliers	(11,990,621)	(10,921,799)
Payments to employees	(3,728,312)	(3,788,232)
Net GST	(340,155)	-
Total Cash was Applied To	(16,059,088)	(14,710,031)
Total Cash from Operating Activities	1,837,930	1,357,115
Cashflow from Investing Activities		
Cash was Applied To		
Purchase of property, plant and equipment	(73,542)	(61,765)
Acquisition of term deposit	(5,051,432)	(3,728,094)
Receipts from maturity of term deposits	3,728,094	1,157,766
Total Cash was Applied To	(1,396,880)	(2,632,093)
Total Cashflow from Investing Activities	(1,396,880)	(2,632,093)
Net Increase/Decrease in Cash Held	441,050	(1,274,978)
Add Opening Cash Balance	891,656	2,166,633
Ending Cash to Carry Forward	1,332,705	891,656
Cash and Cash Equivalents	1,332,705	891,656



Rob Gold, Chair
17 April 2026



Belinda Edwards, CEO
17 April 2026

The notes to the consolidated financial statements form part of and should be read in conjunction with the consolidated financial statements.

Notes to the Consolidated Financial Statements

Basketball New Zealand Inc For the year ended 31 December 2025

1. Reporting Entity

Basketball New Zealand is an incorporated society registered under the Incorporated Society Act 2022. Basketball New Zealand is the national body for the sport of basketball in New Zealand. Our role is to develop, grow and promote basketball and participants of the game.

The consolidated financial statements of Basketball New Zealand Inc. includes the parent, Basketball New Zealand Inc, and its subsidiaries as listed in note 5.

These consolidated financial statements have been approved and were authorised for issue by the Board on 17 April 2026.

2. Statement of Compliance

The Group financial statements have been prepared in accordance with Generally Accepted Accounting Practice in New Zealand ("NZ GAAP"). They comply with Public Benefit Entity International Public Sector Accounting Standards ("PBE IPSAS") and other applicable financial reporting standards as appropriate that have been authorised for use by the External Reporting Board for Not-For-Profit Entities. For the purposes of complying with NZ GAAP, the Group is a public benefit not-for-profit entity and is eligible to apply Tier 2 Not-For-Profit PBE IPSAS on the basis that it does not have public accountability and it is not defined as large.

The Board has elected to report in accordance with Tier 2 Not-For-Profit PBE Accounting Standards and in doing so has taken advantage of all applicable Reduced Disclosure Regime ("RDR") disclosure concessions.

3. Summary of Accounting Policies

The significant accounting policies used in the preparation of these consolidated financial statements as set out below have been applied consistently to both years presented in these consolidated financial statements.

3.1 Basis of Preparation

These consolidated financial statements have been prepared on the basis of historical cost and under the assumption that the Group will continue to operate as a going concern in the foreseeable future.

3.2 Functional and Presentational Currency

The consolidated financial statements are presented in New Zealand dollars (\$), which is the Group's functional currency. All numbers presented have been rounded to the nearest dollar, unless otherwise stated.

3.3 Basis of Consolidation

Controlled entities are all those entities over which Basketball New Zealand Inc has the power to govern the financial and operating policies so as to benefit from its activities. The controlled entities are consolidated from the date on which control is transferred and are de-consolidated from the date that control ceases. In preparing the consolidated financial statements, all inter-entity balances and transactions, and unrealised gains and losses arising within the consolidated entity are eliminated in full. The accounting policies of the controlled entities are consistent with the policies adopted by the Group and have a 31 December reporting date.

All controlled entities are included in the consolidated financial statements of the Group.

3.4 Changes to Accounting Policies

There have been no other changes in the Group's accounting policies since the date of the last audited consolidated financial statements.

3.5 Revenue

Revenue is recognised to the extent that it is probable that the economic benefit will flow to the Group and revenue can be reliably measured. Revenue is measured at the fair value of the consideration received. The following specific recognition criteria must be met before revenue is recognised.

Accrued Income

Accrued income represents income earned by BBNZ as at the reporting date but not yet received. Accrued income for BBNZ primarily comprises accrued fee income for services provided but not yet received and interest income. Accrued income is recognised using the accrual basis of accounting and measured at amortised cost. Accrued income is recognised net of any impairment losses, where applicable. Accrued income is included within Other Assets in the Statement of Financial Position.

The notes to the consolidated financial statements form part of and should be read in conjunction with the consolidated financial statements.

Unearned Income

Income in advance represents amounts received by BBNZ before the related goods or services have been provided. These amounts are recognised as a liability until the service obligation is satisfied, at which point the income is recognised in surplus or deficit. Income in advance primarily comprises unspent grant funding and Sport NZ funding in advance of service delivery. Income in advance is included within Other Liabilities in the Statement of Financial Position.

Revenue from Non-exchange Transactions

Grant Revenue

Grant revenue includes grants received from Gaming Trust funders and Sports New Zealand Group funding. Grant revenue is recognised when it is received unless there are specific conditions attached that require repayment. In this case, Grant revenue is recognised when specific conditions are met.

Sports Betting Commission

Sports Betting Commission includes sports betting turnover commissions and sports betting profit commissions. Sports betting revenue is recognised at the earlier of when consideration is received or receivable.

Donations

Donations are recognised as revenue upon receipt.

Revenue from Exchange Transactions

Membership Fees

Fees in exchange for monthly access to member services for the full membership year are recognised at the earlier of when consideration is received or receivable.

Revenue from Providing Services

Revenue from providing services including development programmes (players, coaches and referees) and national tournaments, leagues and events is recognised when the event occurs.

Interest

Interest revenue is recognised as it accrues, using the effective interest method.

Sponsorship in-kind

Sponsorship in-kind includes basketballs and sports apparel, and is recognised in revenue and expenses when the goods are received. Sponsorships in-kind are measured at their fair value as at the date of the acquisition, ascertained by reference to the expected cost that would be otherwise incurred by the Group.

Sponsorship

Sponsorship Income is recognised in the period to which the sponsorship relates.

3.6 Financial Instruments

Financial assets and financial liabilities are recognised when the Group becomes a party to the contractual provisions of the financial instrument.

Financial Assets

The Group derecognises a financial asset or, where applicable, a part of a financial asset or part of a group of similar financial assets when the rights to receive cashflows from the asset have expired or are waived, or the Group has transferred its rights to receive cashflows from the asset or has assumed an obligation to pay the received cashflows in full without material delay to a third party; and either:

- the Group has transferred substantially all the risks and rewards of the asset; or
- the Group has neither transferred nor retained substantially all the risks and rewards of the asset, but has transferred control of the asset.

Financial assets within the scope of NFP PBE IPSAS 41 Financial Instruments: On initial recognition, a financial asset is classified as measured at: amortised cost; Fair value through other comprehensive revenue and expenses (FVOCRE), debt investment and equity investment; or fair value through surplus or deficit (FVTSD). The classifications of the financial assets are determined at initial recognition.

The categorisation determines subsequent measurement and whether any resulting revenue and expense is recognised in surplus or deficit or in other comprehensive revenue and expenses. The Group's financial assets are classified as either financial assets at fair value through surplus or deficit, or amortised cost. The Group's financial assets include cash and cash equivalents, short-term investments, receivables from non-exchange transactions, receivables from exchange transactions and investments.

The notes to the consolidated financial statements form part of and should be read in conjunction with the consolidated financial statements.

All financial assets except for those at fair value through surplus or deficit are subject to review for impairment at least at each reporting date. Financial assets are impaired when there is any objective evidence that a financial asset or group of financial assets is impaired. Different criteria to determine impairment are applied for each category of financial assets, which are described below.

A financial asset is measured at amortised cost if it meets both of the following conditions and is not designated as at FVTSD; it is held within a management model whose objective is to hold assets to collect contractual cash flow; and its contractual terms give rise on specified dates to cash flows that are solely payments of principal and interest on the principal amount outstanding.

The Group's cash and cash equivalents and receivables from exchange transactions fall into this category of financial instruments. All financial assets not classified as measured at amortised cost or FVOCRE as described above are measured at FVTSD. This includes all derivative financial assets (see Note 18). On initial recognition, the Group may irrevocably designate a financial asset that otherwise meets the requirements to be measured at amortised cost or at FVOCRE as at FVTSD if doing so eliminates or significantly reduces an accounting mismatch that would otherwise arise.

Impairment of Financial Assets

The Group assesses at the end of each reporting period whether there is objective evidence that a financial asset or a group of financial assets is impaired. A financial asset or a group of financial assets is impaired and impairment losses are incurred if there is objective evidence of impairment as a result of one or more events that occurred after the initial recognition of the asset (a 'loss event') and that loss event has an impact on the estimated future cashflows of the financial asset or the group of financial assets that can be reliably estimated.

For financial assets carried at amortised cost, if there is objective evidence that an impairment loss carried at amortised cost has been incurred, the amount of the loss is measured as the difference between the asset's carrying amount and the present value of the estimated future cashflows discounted at the financial asset's original effective interest rate. The carrying amount of the asset is reduced through the use of an allowance account. The amount of the loss is recognised in the surplus or deficit for the reporting period.

In determining whether there is any objective evidence of impairment, the Group first assesses whether there is objective evidence of impairment of financial assets that are individually significant, and individually or collectively significant for financial assets that are not individually significant. If the Group determines that there is no objective evidence of impairment for an individually assessed financial asset, it includes the asset in a group of financial assets with similar credit risk characteristics and collectively assesses them for impairment. Assets that are individually assessed for impairment and for which an impairment loss is or continues to be recognised are not included in a collective assessment for impairment.

If in a subsequent period, the amount of the impairment loss decreases and the decrease can be related objectively to an event occurring after the impairment was recognised, the previously recognised impairment loss is reversed by adjusting the allowance account. If the reversal results in the carrying amount exceeding its amortised cost, the amount of the reversal is recognised in surplus or deficit.

Provision for Credit Loss Allowance

The provision for credit loss allowance represents BBNZ's estimate of expected credit losses on financial assets measured at amortised cost. Expected credit losses are measured based on the probability of default, loss given default, and exposure at default, taking into account reasonable and supportable information about past events, current conditions, and forward-looking economic factors. The provision for credit loss allowance is deducted from the carrying amount of the related financial assets in the Statement of Financial Position.

Financial Liabilities

The Group's financial liabilities include trade and other creditors (excluding GST and PAYE), employee entitlements, and deferred revenue (in respect to grants and sponsorships whose conditions are yet to be complied with).

All financial liabilities are initially recognised at fair value (plus transaction cost for financial liabilities not at fair value through surplus or deficit) and are measured subsequently at amortised cost using the effective interest method except for financial liabilities at fair value through surplus or deficit.

3.7 Cash and Cash Equivalents

Cash and cash equivalents are short-term, highly liquid investments that are readily convertible to known amounts of cash and which are subject to an insignificant risk of changes in value.

3.8 Property, Plant, Equipment and Depreciation

Items of property, plant and equipment are measured at cost less accumulated depreciation and impairment losses. Cost includes expenditure that is directly attributable to the acquisition of the asset. Where an asset is acquired through a non-exchange transaction, its cost is measured at its fair value as at the date of acquisition.

Gains and losses on disposals are determined by comparing the proceeds with the carrying amount of the asset. Gains and losses on disposals are reported net in the surplus or deficit.

The costs of day-to-day servicing of property, plant, and equipment are recognised in the surplus or deficit as they are incurred.

Depreciation is charged on a Straight Line basis over the useful life of the asset. The rates are calculated to allocate the cost or valuation of the asset less any estimated residual value over its remaining useful life:

Office furniture and equipment	10.5%-50% Straight Line
Computer equipment	25.2%-48% Straight Line
Building works	over the remaining life of the lease period

Depreciation methods, useful lives and residual values are reviewed at each reporting date and are adjusted if there is a change in the expected pattern of consumption of the future economic benefits or service potential embodied in the asset.

3.9 Leases

Payments on operating lease agreements, where the lessor retains substantially the risk and rewards of ownership of an asset, are recognised as an expense on a straight line basis over the lease term.

3.10 Employee Benefits

Wages, Salaries and Annual Leave

Liabilities for wages and salaries and annual leave are recognised in surplus or deficit during the period in which the employee provided the related services. Liabilities for the associated benefits are measured at the amounts expected to be paid when the liabilities are settled.

Employee benefits expected to be settled within 12 months after the end of the period in which the employee renders the related service are measured based on accrued entitlements at current rates of pay.

3.11 Income Tax

The Group is exempt from income tax as an amateur sports body.

3.12 Goods and Services Tax (GST)

Revenues, expenses and assets are recognised exclusive of GST except for receivables and payables, which are stated with the amount of GST included.

The net amount of GST recoverable from, or payable to Inland Revenue is included as part of receivables or payables in the statement of financial position.

Cashflows are included in the statement of cashflows on a gross basis and the GST component of cashflows arising from investing and financing activities, which is recoverable from, or payable to Inland Revenue is classified as part of operating cashflows.

3.13 Equity

Equity is measured as the difference between total assets and total liabilities. Equity is made up of accumulated comprehensive revenue and expense is the Group's accumulated surplus or deficit since its formation.

4. Significant Accounting Judgements, Estimates and Assumptions

The preparation of the Group consolidated financial statements requires management to make judgements, estimates and assumptions that affect the reported amounts of revenues, expenses, assets and liabilities, and the accompanying disclosures, and the disclosure of contingent liabilities. Uncertainty about these assumptions and estimates could result in outcomes that require a material adjustment to the carrying amount of assets or liabilities affected in future periods.

The Group based its assumptions and estimates on parameters available when the consolidated financial statements were prepared. Existing circumstances and assumptions about future developments, however, may change due to market changes or circumstances arising beyond the control of the Group. Such changes are reflected in the assumptions when they occur.

Judgements

In the process of applying the Group's accounting policies, management has made the following judgements, which have the most significant effect on the amounts recognised in the consolidated financial statements:

Operating Lease Commitments

The Group has entered into an equipment lease and a lease for their office.

The Group has determined, based on an evaluation of the terms and conditions of the arrangements, such as the lease term not constituting a substantial portion of the economic life of the equipment, that it does not retain all the significant risks and rewards of ownership of these properties and accounts for the contracts as operating leases.

Useful Lives and Residual Values

The useful lives and residual values of assets are assessed using the following indicators to determine potential future use and value from disposal:

- the condition of the asset
- the nature of the asset, its susceptibility and adaptability to changes in technology and processes
- the nature of the processes in which the asset is deployed
- availability of funding to replace the asset
- changes in the market in relation to the asset

The estimated useful lives of the asset classes held by the Group are listed in Note 3.9.

5. Investments in Subsidiaries

The following companies were set up as shelf companies to protect their names. Only National Basketball League is trading. The other companies are dormant subsidiaries.

Subsidiaries	Class of Share	Ownership Interest 2025	Ownership Interest 2024
National Basketball League Limited (NBL)	Ordinary	100%	100%
New Zealand Basketball Limited	Ordinary	100%	100%
Basketball New Zealand Limited	Ordinary	100%	100%
New Zealand Basketball Development Limited	Ordinary	100%	100%
Basketball New Zealand Development Limited	Ordinary	100%	100%
Basketball New Zealand Events Ltd	Ordinary	100%	100%

NBL runs the New Zealand Basketball League, Basketball New Zealand Events Ltd ran the 2009 World U19.

6. Gaming Trust Funding

	2025	2024
New Zealand Community Trust	200,000	211,077
Lion Foundation	100,000	100,000
Four Winds Trust	106,107	175,892
Pub Charity	-	10,000
Grassroots Trust	-	92,317
Pelorus Trust	10,000	5,000
We Care Foundation	25,801	15,948
One Foundation	27,741	39,700
Manukau Counties Community Facilities Charitable Trust	1,500	20,000
Eastern Central Community Trust	-	66,030
Aotearoa Gaming Trust	22,262	-
Total Gaming Machine Grants	493,411	735,964

The notes to the consolidated financial statements form part of and should be read in conjunction with the consolidated financial statements.

7. Administration Costs

	2025	2024
Accounting fees	22,285	2,621
Audit fees	35,513	30,000
Other assurance services	-	865
Expected Credit Loss allowance	38,738	-
Legal Fees	35,614	60,013
Consultancy fees	25,954	3,750
Loss on disposal of assets	-	27,279
Office expenses	299,967	367,862
Office rent	104,967	104,700
Marketing and communications	447,506	324,455
Data and Digital Strategy	104,559	-
Telecommunications and IT/website	92,972	106,696
Board expenses	40,878	37,256
Travel/accommodation/meetings	127,732	134,927
Membership fees	12,425	10,141
Depreciation	40,201	50,516
Total Administration Costs	1,429,312	1,261,081

8. Receivables from Exchange Transactions

	2025	2024
Accounts receivable-current	1,127,744	951,313
Accounts receivable-non current	-	176,863
Provision for doubtful debts	(38,739)	-
Total Receivables from Exchange Transactions	1,089,005	1,128,175

9. Receivables from Non-exchange Transactions

	2025	2024
Sports Betting Commission	846,790	504,198
Total Receivables from Non-exchange Transactions	846,790	504,198

10. Revenue from Providing Services

	2025	2024
Exchange Transactions		
Tournaments, Leagues and Events	1,157,549	1,061,147
High performance	407,611	437,446
National Basketball League	1,562,721	1,075,199
Total Exchange Transactions	3,127,881	2,573,792

The notes to the consolidated financial statements form part of and should be read in conjunction with the consolidated financial statements.

11. Sponsorship

	2025	2024
Sponsorship	4,890,224	4,762,769
Sponsorship in-kind	622,485	448,382
	5,512,709	5,211,151

12. Sport New Zealand Group Funding

	2025	2024
Sport New Zealand	749,353	1,128,442
High Performance Sport NZ	784,581	1,172,580
Total Sport New Zealand Group Funding	1,533,934	2,301,022

13. Provision of Services to Members

	2025	2024
Community	1,394,121	1,142,363
Tournaments, Leagues and Events	1,540,554	1,447,227
High performance	2,772,424	2,981,782
National Basketball League	5,642,975	4,595,639
Total Provision of Services to Members	11,350,074	10,167,012

14. Bartercard Account

The value per the financial statements reflects the value of the Bartercard trade dollars. One trade dollar approximates fair value of one New Zealand dollar.

The restrictions on spending of trade dollars means that only a select number of retailers accept trade dollars. The account balance is shown separately from the bank accounts.

15. Property, Plant and Equipment

	2025	2024
Building Works		
Building works at cost	49,604	47,752
Building works accumulated depreciation	(42,160)	(40,765)
Total Building Works	7,444	6,987
Computer Equipment		
Computer equipment at cost	199,179	187,715
Computer equipment accumulated depreciation	(164,087)	(155,777)
Total Computer Equipment	35,093	31,938
Office Furniture and Equipment		
Office furniture and equipment at cost	193,569	169,088
Office furniture and equipment accumulated depreciation	(160,811)	(166,058)
Total Office Furniture and Equipment	32,759	3,030
Total Property, Plant and Equipment	75,296	41,955

The notes to the consolidated financial statements form part of and should be read in conjunction with the consolidated financial statements.

Property, Plant and Equipment Reconciliation

	2025	2024
Building Works		
Opening balance	6,987	44,240
Additions	1,847	7,395
Disposals	-	(3,883)
Depreciation	(1,390)	(40,765)
Total Building Works	7,444	6,987
Computer Equipment		
Opening balance	31,938	150,269
Additions	33,175	37,446
Disposals	-	-
Depreciation	(30,021)	(155,777)
Total Computer Equipment	35,093	31,938
Office Furniture and Equipment		
Opening balance	3,030	175,562
Additions	24,481	16,921
Disposals	14,040	(23,396)
Depreciation	(8,793)	(166,058)
Total Office Furniture and Equipment	32,759	3,030
Total Property, Plant and Equipment	75,296	41,955

16. Operating Lease

	2025	2024
Within one year	132,889	133,840
Later than one year and no later than five years	177,149	252,878
Total Operating Lease	310,038	386,718

The Group has operating leases for the following:

- 3 x Photocopier lease with Fuji Film
- Office lease at 6/39 The Terrace, Wellington. This lease expires on 30 September 2028.
- Office lease at Bruce Pulman Park, 90 Walters Road, Takanini, Auckland. This is a month-to-month rolling lease.
- Office lease at 1 Sport House. This lease expires on 30 September 2026.
- 6 x car leases expiring 28 February 2026.
- Storage 102 Cambridge Street, Levin. This is a month to month rolling lease.

17. Related Parties

The Group received creative development services relating to the ACC On-Point programme from a company in which one of the board members is a shareholder. The board member is also a shareholder and director of one of the teams in the National Basketball League. The total value of services received during the year was \$25,445. As of year end, no amount was owed to these entities by the Group. The total value of team support payment during the year was \$320,247.25. (2024: \$341,328).

The notes to the consolidated financial statements form part of and should be read in conjunction with the consolidated financial statements.

Key Management Personnel

The key management personnel are the members of the governing body which comprises the Board and the Senior Leadership Team. The Senior Leadership Team comprises of the CEO, COO, GM - Community Basketball, GM - High Performance and GM - Leagues, GM Commercial, GM Marketing and Communications and GM-Events. Board members receive \$350 honorarium for each board meeting attended. The aggregate remuneration of key management personnel and the number of individuals, determined on a full-time equivalent basis, receiving remuneration is as follows:

Key Management Remuneration

	2025	2024
Total remuneration	865,999	913,714
Number of persons	5.4	6

18. Categories of Financial Assets and Liabilities

The carrying amounts of financial instruments presented in the statement of financial position relate to the following categories of assets and liabilities:

Loans and Receivables at amortised cost

	2025	2024
Receivables from exchange transactions	1,089,005	1,128,175
Receivables from non-exchange transactions	846,790	504,198
Bank and cash/(bank overdraft)	1,332,705	891,656
Investments term deposit	5,051,432	3,728,094
Total Loans and Receivables at amortised cost	8,319,932	6,252,124

Financial Liabilities

	2025	2024
Accounts Payable	565,102	396,405
Accruals	1,628,076	1,039,586
Suspense	1,377	3,925
Credit Cards	31,952	16,978
PAYE Tax Payable	3,602	3,602
Total Financial Liabilities	2,230,109	1,460,496

19. Capital Commitments

There are no capital commitments at balance date (2024:\$nil).

20. Contingent Assets and Liabilities

There are no contingent assets or liabilities at balance date (2024:\$nil).

21. Subsequent Events

No subsequent events have occurred that would require adjustment to, or disclosure in, these financial statements.

Baker Tilly Staples Rodway Audit Limited
Level 6, 95 Customhouse Quay, Wellington
6011
PO Box 1208, Wellington 6140
New Zealand

T: +64 4 472 7919
F: +64 4 473 4720
E: wellington@bakertillysr.nz
W: www.bakertillysr.nz



INDEPENDENT AUDITOR'S REPORT

To the Members of Basketball New Zealand Incorporated

Report on the Audit of the General Purpose Financial Report

Opinion

We have audited the general purpose financial report of Basketball New Zealand Incorporated and its subsidiaries ('the Group') which comprises the consolidated financial statements on pages 38 to 50, the statement of service performance on pages 35 to 37. The complete set of the consolidated financial statements comprise the consolidated statement of financial position as at 31 December 2025, the consolidated statement of comprehensive revenue and expenses, the consolidated statement of changes in net assets and the consolidated statement of cash flows for the year then ended, and notes to the consolidated financial statements, including a summary of significant accounting policies and other explanatory information.

In our opinion the accompanying general purpose financial report presents fairly, in all material respects:

- the consolidated financial position of the Group as at 31 December 2025, and the consolidated financial performance, and cash flows for the year then ended; and
- the service performance for the year ended 31 December 2025 in that the service performance information is appropriate and meaningful and prepared in accordance with the Group's service performance criteria.

in accordance with Public Benefit Entity Standards Reduced Disclosure Regime ('PBE Standards RDR') issued by the New Zealand Accounting Standards Board (applicable financial reporting framework).

Our report is made solely to the Members of Basketball New Zealand Incorporated. Our audit work has been undertaken so that we might state to the Members those matters we are required to state to them in an auditor's report and for no other purpose. To the fullest extent permitted by law, we do not accept or assume responsibility to anyone other than the Members as a body, for our audit work, for our report or for the opinions we have formed.

Basis for Opinion

We conducted our audit of the consolidated financial statements in accordance with International Standards on Auditing (New Zealand) ('ISAs (NZ)') and the audit of the service performance information in accordance with the ISAs (NZ) and New Zealand Auditing Standard 1 ('NZ AS 1') (Revised) *The Audit of Service Performance Information*. Our responsibilities under those standards are further described in the *Auditor's Responsibilities for the Audit of the General Purpose Financial Report* section of our report.

We are independent of the Group in accordance with Professional and Ethical Standard 1 *International Code of Ethics for Assurance Practitioners (including International Independence Standards)* (New Zealand) issued by the New Zealand Auditing and Assurance Standards Board, and we have fulfilled our other ethical responsibilities in accordance with these requirements. We believe that the audit evidence we have obtained is sufficient and appropriate to provide a basis for our opinion.



During the year, we provided other assurance services to the Group. Other than in our capacity as auditor and provider of other assurance services we have no relationship with, or interest in, the Group. The provision of these other assurance services has not impaired our independence.

Information Other than the General Purpose Financial Report

The Board is responsible for the other information. The other information comprises the information included in the annual report but does not include the general purpose financial report and our auditor's report thereon. The annual report is expected to be made available to us after the date of this auditor's report.

Our opinion on the general purpose financial report does not cover the other information, and we will not express any form of audit opinion or assurance conclusion thereon.

In connection with our audit of the general purpose financial report, our responsibility is to read the other information identified above when it becomes available and in doing so, consider whether the other information is materially inconsistent with the general purpose financial report, or our knowledge obtained in the audit, or otherwise appears to be materially misstated.

When we read the other information, if we conclude that there is a material misstatement therein, we are required to communicate the matter to the Board.

Responsibilities of the Board for the General Purpose Financial Report

The Board is responsible on behalf of the Group for:

- the preparation and fair presentation of the consolidated financial statements and the statement of service performance in accordance with applicable financial reporting framework
- the selection of elements/aspects of service performance, performance measures and/or descriptions and measurement bases or evaluation methods that present service performance information that is appropriate and meaningful in accordance with applicable financial reporting framework.
- the preparation and fair presentation of service performance information in accordance with the Group's measurement bases or evaluation methods, in accordance with applicable financial reporting framework.
- the overall presentation, structure, and content of the service performance information in accordance with applicable financial reporting framework; and
- such internal control as Board determine is necessary to enable the preparation of the general purpose financial report that is free from material misstatement, whether due to fraud or error.

In preparing the general purpose financial report, the Board is responsible on behalf of the Group for assessing the Group's ability to continue as a going concern, disclosing, as applicable, matters related to going concern and using the going concern basis of accounting unless the Board either intend to liquidate the Group or to cease operations, or have no realistic alternative but to do so.

Auditor's Responsibilities for the Audit of the General Purpose Financial Report

Our objectives are to obtain reasonable assurance about whether the general purpose financial report as a whole, is free from material misstatement, whether due to fraud or error, and to issue an auditor's report that includes our opinion. Reasonable assurance is a high level of assurance but is not a guarantee that an audit conducted in accordance with ISAs (NZ) and NZ AS 1 (Revised) will always detect a material misstatement when it exists.



Misstatements can arise from fraud or error and are considered material if, individually or in the aggregate, they could reasonably be expected to influence the decisions of users taken on the basis of this general purpose financial report.

A further description of the auditor's responsibilities for the audit of the general purpose financial report is located at the External Reporting Board's website at:

<https://www.xrb.govt.nz/standards/assurance-standards/auditors-responsibilities/audit-report-13-1/>

BAKER TILLY STAPLES RODWAY AUDIT LIMITED

Wellington, New Zealand

17 April 2026

Meet the Team Tūtaki ki te Tira



BBNZ Board

Rob Gold Chair

Elected Board Member – May 2015 to 2019.
First term September 2020 to May 2024,
second term May 2024

Rob has worked in the Public Sector for the majority of his career. He served over 20 years in the New Zealand Police in a combination of response, investigation and administrative roles. He has worked as a sole practitioner employment lawyer and is currently the Director of Employment Relations for a Public Service agency.

He brings legal knowledge and business acumen along with a current knowledge and involvement in the game, from grassroots to high performance.



Amanda Cox Deputy Chair

Elected Board Member – May 2021 to May 2025

Amanda Cox is the General Manager of Outspoken by Odd, a talent management company that represents some of the most prominent figures in broadcasting and social media. Before this role, she was the GM of Commercial Operations at NZME and has also served as the GM of WeAreTENZING and GM of Partnerships at NZME. In addition to her professional achievements, Cox has sat on the boards of Auckland Rugby, North Golf, the Auckland Santa Parade, and the Auckland University Rugby Football Club.

Jean Francois Arlove

Appointed Board Member – May 2024

Jean is a fully qualified Certified Public Accountant (CPA), with more than 30 years of experience as a chief financial officer (CFO) in the marketing and communications sector spanning Australia and New Zealand. He is currently the CFO of Black Pearl Group in NZ and an advisor to several mid-size marketing agencies.

Beyond his professional achievements, Jean is passionate about fostering community development through basketball.



Megan Compain

Elected Board Member – first term September 2020 to May 2024, second term May 2024

Megan has an extensive career of over 20 years in the sports industry bringing a wide range of high performance, marketing and commercial skills to the board. She is currently employed by New Zealand Rugby as the All Blacks Manager – Commercial.

A former Tall Fern representing her country for over 10 years and at two Olympic Games, Megan was also the first New Zealander and still only woman to play in the WNBA.

Megan also sits as the New Zealand representative on the FIBA Oceania Board and is part of the FIBA global competitions commission.



Glen Denham

Appointed Board Member – May 2022

Glen has been in the education sector in both Britain and New Zealand and is currently the Headmaster of Wellington College.

He has solid governance experience as both a Board of Trustees Member and the Principal reporting to the board.

He is a Basketball New Zealand alumni; Tall Black 1984-1998, captaining the team 1988-1998.

Anna Gestro

Appointed Member – May 2021 – 2025,
May 2025 – 2029

Anna Gestro is an experienced business leader and sports marketer. She is currently CEO of an engineering design consultancy group and previously held senior executive roles at New Zealand Cricket, Fonterra, and Lion.

With a background in sports administration and commerce, Anna has a deep understanding of the commercial challenges to sports operations, alongside what is required from a governance perspective.



Toko Kapea

Appointed Board Member – January 2023

Toko is a director of Tū Partners Limited, a commercial law and business consulting firm that works primarily in the Māori economic development sector. Toko is currently Interim CEO of Te Mātāwai, an independent statutory entity focused on the revitalisation of te reo Māori. He has held many director roles including being a director of TVNZ, Parininihi ki Waitotara Inc (Taranaki), Port Nicholson Fisheries and Ngati Apa Developments Ltd. Toko is also a director of National Basketball League Ltd.



Lisa Whyte

Elected Board Member – May 2021 – 2025

Lisa has a finance background and many years of elected local government leadership in Auckland - first on the North Shore, and now on the Rodney Local Board.

Lisa brings council governance, community engagement, and infrastructure delivery experience, and she is passionate about the positive community outcomes possible in the sport and recreation space. Lisa is also currently the Deputy Chair of the Tennis New Zealand Board having been elected in October 2023.



Board Attendance

BOARD MEMBERS	2025 ATTENDANCE							
	30 January	6 March	10 April	AGM 11 May	26 June	28 August	16 October	1 December
Rob Gold (Chair)	✓	✓	✓	✓	✓	✓	✓	✓
Amanda Cox (Deputy Chair)	✓	✓	✓	✓	✓	✓	✗	✓
Anna Gestro	✓	✓	✓	✓	✓	✓	✓	✓
Glen Denham	✗	✓	✗	✓	✓	✓	✗	✓
Jean Arlove	✓	✓	✗	✓	✓	✓	✓	✓
Lisa Whyte	✓	✓	✓	✓	✓	✓	✓	✓
Megan Compain	✓	✓	✓	✓	✓	✓	✓	✓
Toko Kapea	✓	✓	✓	✓	✓	✓	✓	✓
Sandra Haufano						✓	✗	✓

BBNZ FIBA Representation, Patron, Staff, Life Members and Roll of Honour

FIBA REPRESENTATION

Dr Peter Burt
FIBA Medical Commission

Megan Compain
FIBA Oceania Board member
FIBA Competitions Commission

Chris Patterson
FIBA Legal Commission

Kirk Penney
FIBA Players' Commission

Burton Shipley
Central Board member
FIBA Oceania Board member
Treasurer of FIBA Oceania
Member of FIBA Finance commission
Chair of FIBA World Cup 2027 - Qatar

Greg Williamson
FIBA Oceania Board
FIBA Global Finance Commission

BBNZ KAUMATUA

Dr Taku Parai

BBNZ PATRON

John Macdonald

BBNZ STAFF

Dillon Boucher (till 11 May 2025)
Chief Executive

Anna Bourke
Participation Event Lead

Katie Buckley
Women and Girls Lead - North

Steve Burgess
Chief Financial Officer

Cheycoda Cocks
Commercial Partnerships Coordinator

Daniel Dawick
Facilities and Insights Lead

Antonino De Gregorio
High Performance Administrator

Andrew Dewhurst (till 18 Jul 2025)
Stakeholder Partnership Manager

Paul Downes
GM, High Performance

Nicolas Durkin
Digital and Campaign Manager

Belinda Edwards
Chief Executive Officer

Brad Edwards
GM, Community

Dave Everitt
GM, Commercial

Kelsey Firmin
Executive Assistant & Office Manager

Lauren Fitzgerald
National Officials Developer

Casey Frank
Marketing and Media Manager - Leagues

Josh Furjes-Crawshaw
Regional Programme Lead - Central

Craig Harrison
Commercial Partnerships Manager

David Huxford
GM, Events

Janna Clare James
GM, Marketing & Communications

Kate Lacey
Leagues Operations Lead

Jay Macdonald
Tournaments Lead

Bridget Marston (till 26 Sep 2025)
Partnerships Manager

Lori McDaniel
People Development Lead - South

Nikolay Mikhalchuk
3x3 High Performance Programme Manager

Sasha Nicholson
Officials Coordinator

Shay-Marie Peneha (till 25 Sep 2025)
Executive Assistant/Office Manager

Nicola Post
People Development Lead - North

Saileen Raj
Finance and Administration Manager

Kaleb Reid
Leagues Creative and Content Coordinator

Jayden Rosanowski (till 10 Oct 2025)
Leagues Creative and Content Coordinator

Krista Shew
National Programmes Coordinator

Isaiah Smiler
Communications and Content Lead

Shawn Stewart
Performance and Prevention Lead

Maree Taylor
GM - Leagues

Jaycin Tini
Leagues Coordinator

Rachel Turner
High Performance Wellbeing Advisor

Byron Vaetoe (till 16 Jan 2026)
Basketball Officer - Bay of Plenty

Matt Vernick
Disabilities Inclusion Lead

Lisa Wallbutton
High Performance Programmes Manager - Women

Meaghan Wilby
Participation and Wellbeing Lead

Dave Wildash (till 11 Jun 2025)
High Performance Programmes Manager - Men

Tori Williams
Events Coordinator/Te Ao Māori Lead

Garratt Williamson
National Development Manager

Elizabeth Worthington
Women and Girls Lead - South

Alex Wright
Events Coordinator

Tracy Wrigley
People Development - North Island

LIFE MEMBERS

Bob Bishop

Hilary Carr

Peter Christian[†]

Sir Lance Cross[†] CBE

Peter Crowhen

Cedric Cudby[†]
MNZM

R C Curtis[†]

Graeme Davey[†]

Robbie Dyce[†]

Steve Fitchett

Kelvin R Gay[†] QSM

Zena Gay[†] BEM

Ian Goodwin

John Grocott[†]

Maurie Henshall[†]

Rodney King

Ngairie Lee QSM

Keith Mair ONZM

Basil Marsh[†] QSM

Jeff Olsen

Pauline Paterson

David Rout[†]

Dave Taylor

Hori Thompson[†]

Justin Toebes[†]
MNZM

Barbara Wheadon
MNZM

Betty Williams

Ross Williams[†]

Barry Wilson

Georgina Witehira

Mel Young[†]

ROLL OF HONOUR

Commander of the Order of the British Empire (CBE)
Sir Lance Cross[†]

Dame Companion (DNZM)
Rt Hon Dame Jenny Shipley

Officer of the New Zealand Order of Merit (ONZM)
Tab Baldwin
Nicholas Mills
Keith Mair
Burton Shipley

Member of the New Zealand Order of Merit (MNZM)
Dillon Boucher
Melony O'Connor
Pero Cameron
Jeffrey Olsen
Cedric Cudby[†]
Dr Taku Parai
Stan Hill
Iain Potter
Stephen McKean[†]
Justin Toebes[†]
Peter Murray
Barbara Wheadon

Member of the Order of the British Empire Medal (OBE)
Bruce McCormack[†]

Companions of the New Zealand Order of Merit
Rachel Taulelei

British Empire Medal (BEM)
Zena Bell Gay[†]

Member of the British Empire (MBE)
Brydon Harvey[†]

Queen's Service Medal (QSM)
Kelvin Robert Gay[†]
Basil Marsh
Ngairie Lee

[†] Deceased

Basketball New Zealand would like to thank our supporters and partners

MAJOR PARTNERS



OFFICIAL PARTNERS



SUPPLY PARTNERS



LEAGUE PARTNERS



FUNDING PARTNERS



Designed by Little Rocket Photography by BBNZ, Roshan Uelese, Getty Images

Appendix

Consolidated Profit and Loss

	Basketball New Zealand 2025 (\$)	National Basketball Leagues Ltd 2025 (\$)	BBNZ Events Ltd 2025 (\$)	Group Total 2025 (\$)
Revenue				
Gaming Trust funding	493,411	-	-	493,411
Other grants and donations	632,184	-	-	632,184
Sport New Zealand Group funding	1,533,934	-	-	1,533,934
Sports Betting Commission	5,541,830	77,600	-	5,619,430
Offshore Wagering	-	455,148	-	455,148
Donations	133,323	-	-	133,323
Interest	212,576	4,487	40	217,103
Sponsorship	1,933,078	3,579,631	-	5,512,709
Membership fees	308,664	-	-	308,664
Revenue from providing services	1,565,160	1,562,721	-	3,127,881
Other revenue	227,378	47,444	-	274,822
Total Revenue	12,581,538	5,727,032	40	18,308,610
Expenses				
Employee-related costs	3,278,902	458,571	-	3,737,473
Administration costs	1,396,233	32,997	83	1,429,313
Provision of services to members	6,262,038	5,088,036	-	11,350,074
Sponsorship in kind	336,293	147,427	-	483,720
Total Expenses	11,273,466	5,727,031	83	17,000,580
Total Surplus	1,308,073	-	(43)	1,308,030

Consolidated Equity

	Basketball New Zealand 2025 (\$)	National Basketball Leagues Ltd 2025 (\$)	BBNZ Events Ltd 2025 (\$)	Group Total 2025 (\$)
Asset	6,931,524	1,756,939	7,784	8,696,246
Liability	1,948,771	1,466,601	-	3,415,372
Net Assets	4,982,752	290,338	7,784	5,280,874
Retained Earnings	3,674,680	290,338	7,827	3,972,844
Current Year Earnings	1,308,073	-	(43)	1,308,030
Total Equity	4,982,752	290,338	7,784	5,280,874



BASKETBALL
New Zealand



@basketballnz
nz.basketball



TALL BLACKS
New Zealand



@tallblacks
nz.basketball



TALL FERNS
New Zealand



@tallferns
nz.basketball



3X3 TALL FERNS



3X3 TALL BLACKS



@3X3
nz.basketball